



George Washington University

# Unified Web Project: Module Library

Version : 3.6



# Table of Contents

Change History . . . . .	3
--------------------------	---

## Modular Design System

Overview . . . . .	8
Content Structure Overview . . . . .	9

## Site Maps

CCAS Site Map . . . . .	11
Medical Center Site Map . . . . .	12
SMHS Site Map. . . . .	13
SPHHS Site Map . . . . .	14

## Page Frameworks and Templates

Page Framework . . . . .	16
(All Pages)	
Template 1 Framework . . . . .	17
Template 2 Framework . . . . .	18
Template 3 Framework . . . . .	19
Template 4 Framework . . . . .	20
Template 5 Framework . . . . .	21
Template 6 Framework . . . . .	22
Template 7 Framework . . . . .	23
Template 8 Framework . . . . .	24

## Visual Comps and Modules

Template 1 Visual Comps . . . . .	26
-----------------------------------	----

## Module Library

Overview . . . . .	29
Content Module Matrix. . . . .	30

## Global Modules

G-1 Global Nav. . . . .	36
G-2 Alerts . . . . .	38
G-3 Local Navigation . . . . .	39
F-1 College Footer . . . . .	40
F-2 University Footer . . . . .	41

## Hero Modules

H-1 Hero. . . . .	43
H-2 Local Brand . . . . .	45
H-3 Local Identifier. . . . .	46
H-5 Local Brand and Links . . . . .	47

## Content Modules

CM-1 1-Column Text w/ Links . . . . .	49
CM-2 Ad Space. . . . .	50
CM-3 2-Column Tabbed Teaser . . . . .	51
CM-4 1-Column Carousel Teaser . . . . .	53
CM-5 1-Column Listing w/w/o Thumbnails . . . . .	55
CM-6 1-Column Listing w/w/o Images . . . . .	57
CM-7a 2-Column Featured Programs . . . . .	59
CM-8 2-Column Tag Cloud . . . . .	60
CM-9 2-Column Flash Carousel . . . . .	61
CM-10 1-Column Dynamic Links w/ Dropdown . . . . .	63
CM-11 1-Column Featured Social Media . . . . .	64
CM-12 1-Column Social Media w/ Icons Tiled . . . . .	65
CM-13 Apply Now . . . . .	66
CM-14 In the Spotlight . . . . .	67
CM-15 RSS Feed Bookmark . . . . .	68
CM-16 List . . . . .	71
CM-18 Listing w/w/o Images . . . . .	72
CM-20 Highlighted List Elements . . . . .	73
CM-22 Article . . . . .	77
CM-23 Story . . . . .	79
CM-24 Event Detail. . . . .	82
CM-25 News Detail. . . . .	83
CM-26 Person Profile . . . . .	84
CM-27 Photo and Video Lightbox Gallery . . . . .	85
CM-31 Alphabetical Listing Module. . . . .	88
CM-32 Chronological Listing Module . . . . .	90
GM-1 Generic Module . . . . .	92
CM33 Highlights . . . . .	94
CM34 Sidebars. . . . .	95

## Media Modules

MM-1 2-Column Video Aggregator . . . . .	96
---	----

MM-2 1-Column Media Teaser, Video. . . . .	97
MM-3 1-Column Media Teaser, Photo Gallery . . . . .	98
MM-4 1-Column Media Teaser, Newsletter . . . . .	99

## Side Navigation Modules

SN-1 Side Navigation. . . . .	101
SN-2 Side Navigation. . . . .	103

## Module Sets

MS-1 Interact with <School> Module Set . . . . .	106
MS-2 4-Column Hero Container . . . . .	107
MS-3 4-Column Static Hero Container. . . . .	109
MS-4 Global Footer Container . . . . .	111

## Search Results Modules

SR-1 Search Results . . . . .	113
-------------------------------	-----

## Appendix A: Template Variations

Template 2 Variations . . . . .	115
Template 3 Variations . . . . .	119
Template 4 Variations . . . . .	124
Template 5 Variations . . . . .	129

## Appendix B: College Footer Links

GW Schools Footer Links . . . . .	138
-----------------------------------	-----



# Change History

Version Number	Page Number	Change Made
version 1.1	30	Added Element H to Content Module CM-5
version 1.2	10	Added MM1, CM13 and CM15 to Landing Page 1 Framework
version 1.3	10	Added module GM1 to Landing Page Framework
	45	Created 2 column variation for GM1 Generic Module
	20	Created scenario for more than 12 line items for flyout navigation
	27	Added header to CM3 2 Column Tabbed Teaser Module
	29	Added header to CM4 1 Column Carouse Teaser Module
	31	Removed day range from CM5 1 Column Listing w/w/o Thumbnails
	10, 11, 12 and 15	Removed CM7 Program Finder from this version. Replaced it with Module CM7a Featured Programs to be added and annotated as part of Package 2
	N/A	Image dimensions added where known
	44	Removed header leading copy from CM15 Module
version 1.4	22	Removed logo and tagline as independent images from H2 Module
	24, 25	Removed 4 Columns variation for CM2 Ad Space Module
version 2.0	10 - 13	Added framework for 4 templates
	19	Updated Module Matrix with details about new modules
	N/A	Added the following new modules: H3, CM16, CM17, CM18, CM21, CM24, CM25, SN1, MM2, CM7a and MS2
	30	Added H1 variations
	33	Added H2 variations
	37	Added CM2 variations
	42	Added CM4 variations
	58	Added CM15 variations
version 2.1	11	Template 2: Removed 2 column GM1 module from center rail and 1 column GM1 from right rail.
	12	Template 3: Replaced CM15 3 column variation with a 1 column variation. Replaced CM16 1 column with CM29 generic sidebar module. Replaced CM21 with GM1.
	13	Template 4: Replaced CM15 3 column variation with a 1 column variation. Replaced CM16 1 column with CM29 generic sidebar module.
	58	Removed 3 column variation for CM15 and replaced it with 1 column variation
	33	Removed tagline from H3.1 variation and replaced <brand name> with <channel name>
	34	Changed text name on Module H3 to "Level 2 <Channel Name>"
	74	Replaced links in MM2 with specific examples. Annotation updated accordingly.
	70	Created CM29 Generic Sidebar Module
	63	CM17 and CM18 were merged into 1 modules under the CM18 name. Total of 6 variations created. Annotations updated accordingly.



## Change History (cont...)

Version Number	Page Number	Change Made
3.0	8 - 11	Site Maps: added site maps for MC, SMHS, SPHHS and updated site map for CCAS
	14	Template 1: updated to include H5 and MS3 modules locations
	18 - 21	Added Templates 5 thru 8
	27 - 31	Updated Module Matrix to include all newly added modules
	39 - 40	H1 was updated to remove 2 of the variations, (1) more than 8 images and (2) tall static hero.
	41	H2 was updated to remove medical entities links and H5 was created instead.
	43	H5 was created to handle additional hero links removed from H2
	57	CM7a was updated to remove undergraduate/graduate links with placeholders for future use.
	59	CM9 was updated to include image sizes as well as include additional behavior information regarding the display of 4 images.
	69 - 71	CM16 was updated to remove alphabetical ordering for manual listings
	72 - 75	CM18 was updated to remove image and text only variations as well as to further explain behavior.
	76 - 78	Module CM19 Text and Images was added
	79 - 81	Module CM20 Highlighted List Elements was added
	82	CM24 was updated to include related and download links.
	83	CM25 was updated to include location link
	84	Module CM26 Person Profile was added
	85 - 86	Module CM27 Photo and Video Lighbox Gallery was added
	87	Module CM28 Page Title and Intro was added
	88	Module CM29 Generic Sidebar was added to replace 1 Column CM16 variation
89 - 94	Module CM30 Deep Links and Content was added to handle 5th level of navigation	
105	Module Set MS3 Static Hero Container was added	
3.1	14 - 21	All templates were updated to include latest module information
	23 - 24	Visual Comps and Modules updated to include MS3 (H1+H2) and MS4 (F1+F2)
	26	Added general rules for modules placement in the templates at a general level
	27 - 31	Updated Module Matrix to include new modules F1, F2, CM22, CM23 and MS4. Removed modules CM19, CM28 and CM30
	37 - 38	Added Module F1 College Footer and Module F2 University Footer
		Modules Removed: CM19, CM28 and CM30
	78 - 79	Added Module CM22 Article
	80 - 82	Added Module CM23 Story
	85	Updated CM26 to remove 3 Column variation
	86 - 87	Updated CM27, video player variation, to remove additional video thumbnails at the bottom
	88	Updated CM29 to remove 4th variation. Added this variation to GM1
	89 - 90	Updated GM1 to reflect changes to CM29
	95	SN1 modified to include 5th level navigation as well as a department level variation
103	Added Module Set MS4 (F1+F2)	
3.2	29	Removed CM29 from Module Matrix



## Change History (Cont.)

Version Number	Page Number	Change Made
	9 - 12	Updated Site Maps
	17	Removed CM19 from Template 3, replaced with GM1
	18	Removed CM19 from Template 4, replaced with GM1
	19	Removed CM19 from Template 5, replaced with GM1
	69	Added "annotations continue" note
	70	Added "annotations continue" note
	74	Added "annotations continue" note
	87	Added "annotations continue" note
		Removed CM29
	38-39	Repaired numbering of Footer modules in page subtitle (F1 & F2)
	89-90	Replaced GM1 (Generic Module) with updated version, supporting image display
	15-19	Specified vertical size of Hero module on Templates 1-5.
	19	Added note that use of a particular kind of body-style module precludes other body-style modules on that page
	15	Standardized capitalization of module names
	16	Removed GM1 from center column. Removed references to CM-28 & -29, replaced with GM1
	18	Removed reference to CM29, replaced with GM1
	51-52	Removed module header, CM-3
	72	Added notation to CM-16.3, clarifying that links in list dispatch to corresponding pages in Program Finder
	96	MM-2: Annotations updated for the link "View this" under scenario #2, "Newsletter Feature"
	88	Eliminated maximum of photos in CM-27, Photo Gallery. Maximum now "None."
	80	Deleted Related Links and Downloads on 3-column version of CM-22. Repeated Annotations F & G from CM-24.87
3.3	84	CM-26: Deleted "Back to Faculty Directory" link. Changed "Current Research" to "Research Areas."
	54	CM-4: Added annotation on listing of honorifics, degrees, titles, etc.
	87	Added CM-31 (Alphabetical List) (was CM16.2 and CM16.4). 2-column variation created
	89	Added CM-32 (Chronological List) (was CM16.3)
	89	CM-32: Edited annotations D and F, adding the ability to hyperlink publication authors and titles.
	89	CM32: Added alphabetization rules (multiple authors, etc.)
	17-20	Templates 2-5: Added "Highlights" module
	20	Template 5: Added note that for June release, MM2 will be substituted with Sidebar, and CM4 with Rotating Sidebar
	21	Template 6: Deleted CM23, substituted "HTML Page."
	18-20	Templates 3, 4, 5: Added new modules CM31 and CM32
	95-97	MM2 - split into 3 different modules <ul style="list-style-type: none"> <li>• MM2, 1-Column Media Teaser, Video</li> <li>• MM3, 1 Column Media Teaser, PhotoGallery</li> <li>• MM4, 1 Column Media Teaser, Newsletter</li> </ul>



## Change History (Cont.)

Version Number	Page Number	Change Made
	79, 83	CM23 and CM25 Article navigation: previous & next button: Story/Event Titles added to the previous and next buttons
	45	H3, Local Identifier: Added link back to <channel>.
	85	CM27: Edited annotation to include modules that will link to this module
	101	Created new module: SN2
	54	CM4: updated annotations to remove auto-rotate of elements
	62	CM9 - updated wireframe and annotations to reflect development/design
	109	SR1: Fixed apparent absence of annotation for (I) and (J).
	111	Added Template variations for Templates 2, 3, 4 and 5 Framework as an Appendix A
	N/A	Resolved the following issues: #139, #120, #116, #117, #132, #140, #141, #151, #157, #127, #129, #122 and #148
3.4	62	CM9: Updated Annotation C to include type specifications
	49	CM2: Static image only. Removed references to non-static version
	64	CM13: Dynamic banners only. Removed references to static version.
	65	CM14: Height of module now annotated as fixed.
	87	CM32: Full list of authors Element "G" new/added in the content and annotation. Annotation C updated with (year) in stead of (day/month/year)
	59	CM8: Updated to indication alphabetical ordering of links, number, priority and typographical weight of links, and their behavior if they number less than 10.
	70	CM18: Updated annotations regarding title and details links
	N/A	Issues #165, #166, #169, #168, #170, #156 have been addressed as part of this release
	129	Added Appendix B with a table for College level footer links. This table should be considered a working document at this point.
3.5	118, 122, 130	CM-31 Alphabetical Listing page variation added to Template 3,4 & 5
	97	SN1: Next level of links visible on target page
	82	CM26: updated maximum of links for publication and courses taught to 10
	54	CM5: updated annotation: end date must be entered by content contributor for the news/event item to be entered.
	70	CM18: updated annotation: end date must be entered by content contributor for the news/event item to be entered.
	70	CM18: Updated "Link" to read "Read More"
	118, 122, 130	T3, 4 and 5 template variations: Updated all variations to include an additional variation for CM31
	35	G1: Top hat dropdowns should display on hover
		CM4, CM14 and GM1: Update wireframes to have only one image on top and text beneath; removed all unnecessary variations as a result
	99	SN2: Next level of links visible on target page
	93	MM3: Removed language for element C about link name being CMS driven
	94	MM2: Updated annotations for element D to say that element will link to video lightbox (CM27)
3.6	52, 65, 89	CM4, CM14, GM1: Removed 134x90 image versions from all these modules.
	95	MM-4: Updated link text in Annotation D. (Note: This is the correct MM-4, and not the incorrect MM-2 in the Issue Tracker.)
	97	SN-1: Annotation updated to remove callout to E
	59	CM8: Added "Minimum 7" to Annotation B, removed contradictory language re. control of type weight in hyperlinks.



## Change History (cont...)

Version Number	Page Number	Change Made
3.6		CM-31: A-Z anchor links has been added in two column variation.
		CM-9: Author and date stamp has been added in wireframe and annotation has been updated.
		CM-4: Removed Author and date stamp.
		SN-1: updated links in wireframe
		SN-2: updated links in wireframe
		T6 removed reference to CM-23
		CM-4, CM-14, GM-1: removed 134x90 image.
		CM-4 & CM-14 : Auto Rotation updated
		Added MM-3 and MM-4 to Templates 2 and 5
		Updated Template Variations to include new modules CM-33 and CM-34
		Edited CM-14 to accommodate fixed-height requirement
		Added CM-33 Highlights and CM-34, Sidebars
		CM-5, CM-18: Added CM-33 Highlights and CM-34, Sidebars
		The following issues were addressed as part of this release: 166, 122, 127, 141, 145, 147, 150, 158, 166, 171, 178, 165, 188, 187, 183, 174, and 144

# Modular Design System Overview

In 2010, Sapient began an engagement with the George Washington University with the specific purpose of redesigning their main colleges and schools web pages. As a large part of their design strategy, Sapient proposed a modular design system over a set of rigid and static pages. The benefits of using a modular design system are the following:

## **Flexibility:**

- Create the ability to present content based on context and hierarchy rather than rigid page structure.
- Provide the ability to feature what you want, how you want, when you want.
- Promote unique points of view and personalities.

## **Freshness:**

- Dynamic range of presentation methods helps in providing with updated content and so communicate freshness to the university's audience.

## **Programmability:**

- Automate presentation of content types, groups and related items.

## **Increase interaction and click-through:**

- Provide next-click user expectations.
- Direct users into a deeper level of engagement with the content provided.
- Encourage community.

A dependency of the long-term success of this solution is discipline and rigor in content metadata. Sapient believes that clearly creating and illustrating the meaningful relationships of various content types to each other is ultimately what will drive engagement with the presentation and modular architecture.






# Content Structure Overview

At a high level, the content modules are structured around the relationships and groupings of various elements of content. At the smallest level, we have 'elements'. When elements are grouped together, they tell a story in a 'module'. Modules can then be grouped together to paint a bigger picture via a 'module set'. Finally, a broad collection of each of these based on some over-arching context (topical, categorical, temporal, etc) create a page.

## Page



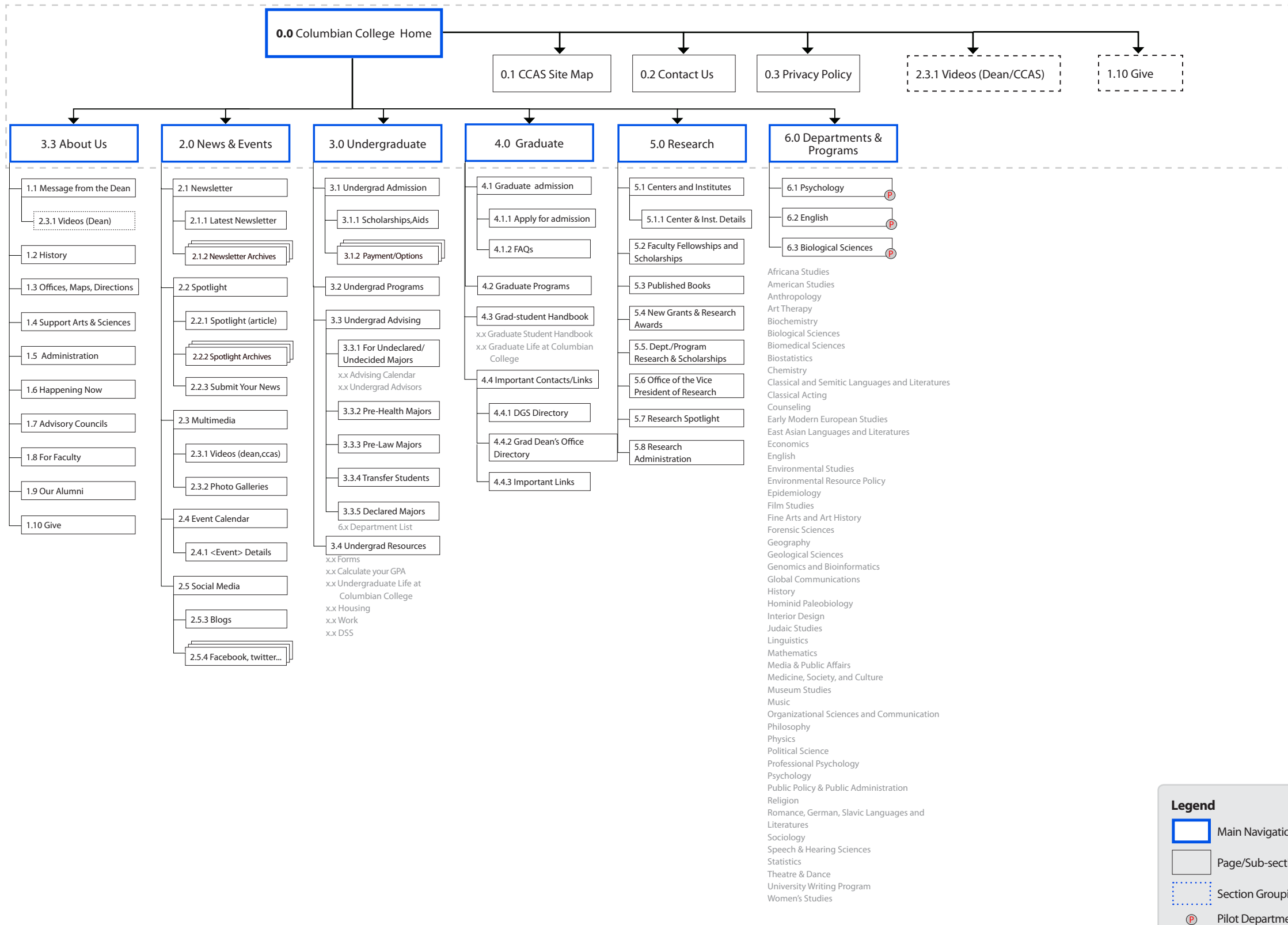
# Site Maps



# Columbian College of Arts and Sciences (CCAS)

## Future Site Map - 2 Levels Deep

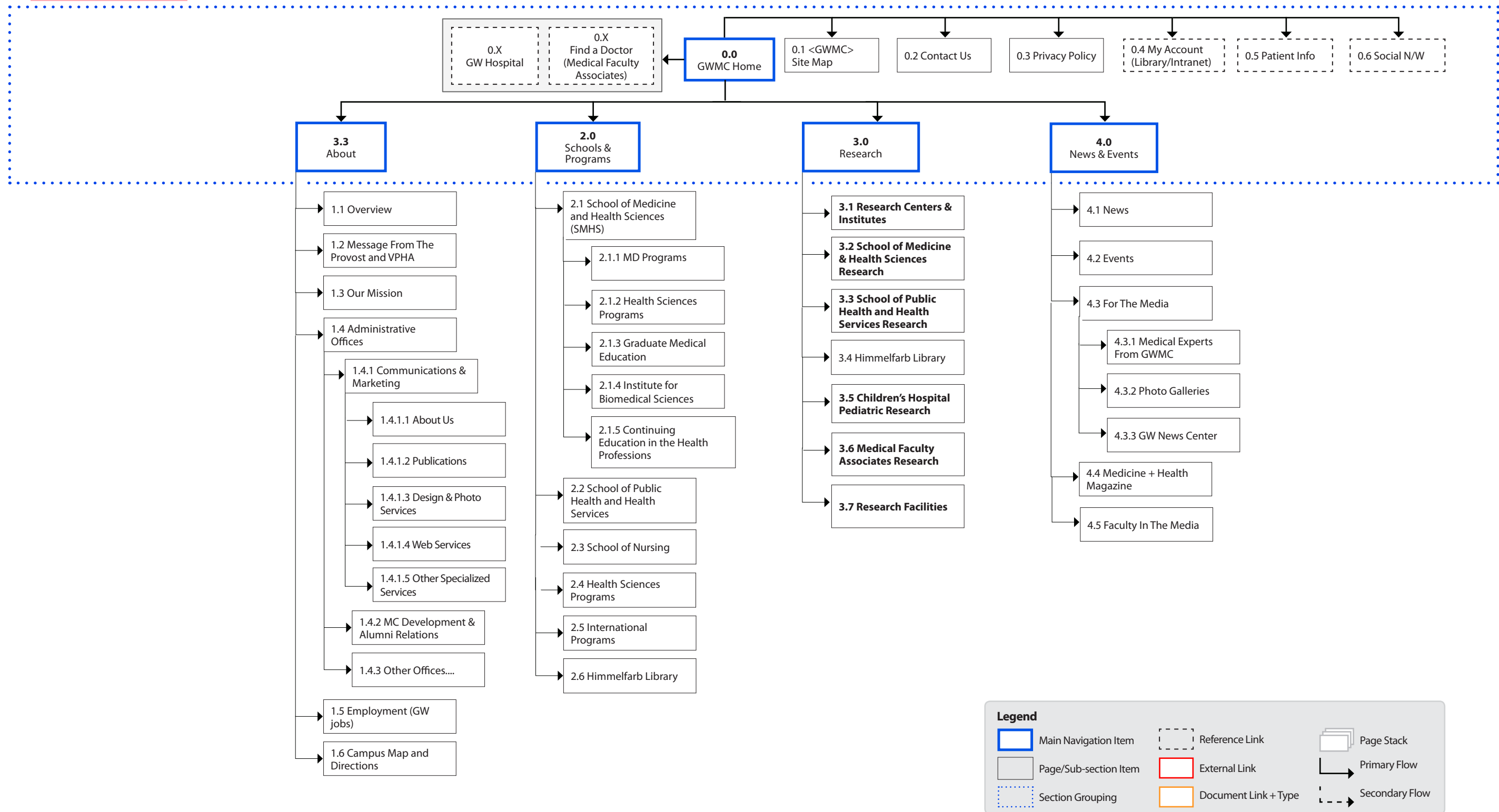
### CCAS PRIMARY NAVIGATION



# Medical Center (MC)

## Future Site Map - 2 Levels Deep

GWMC PRIMARY NAVIGATION



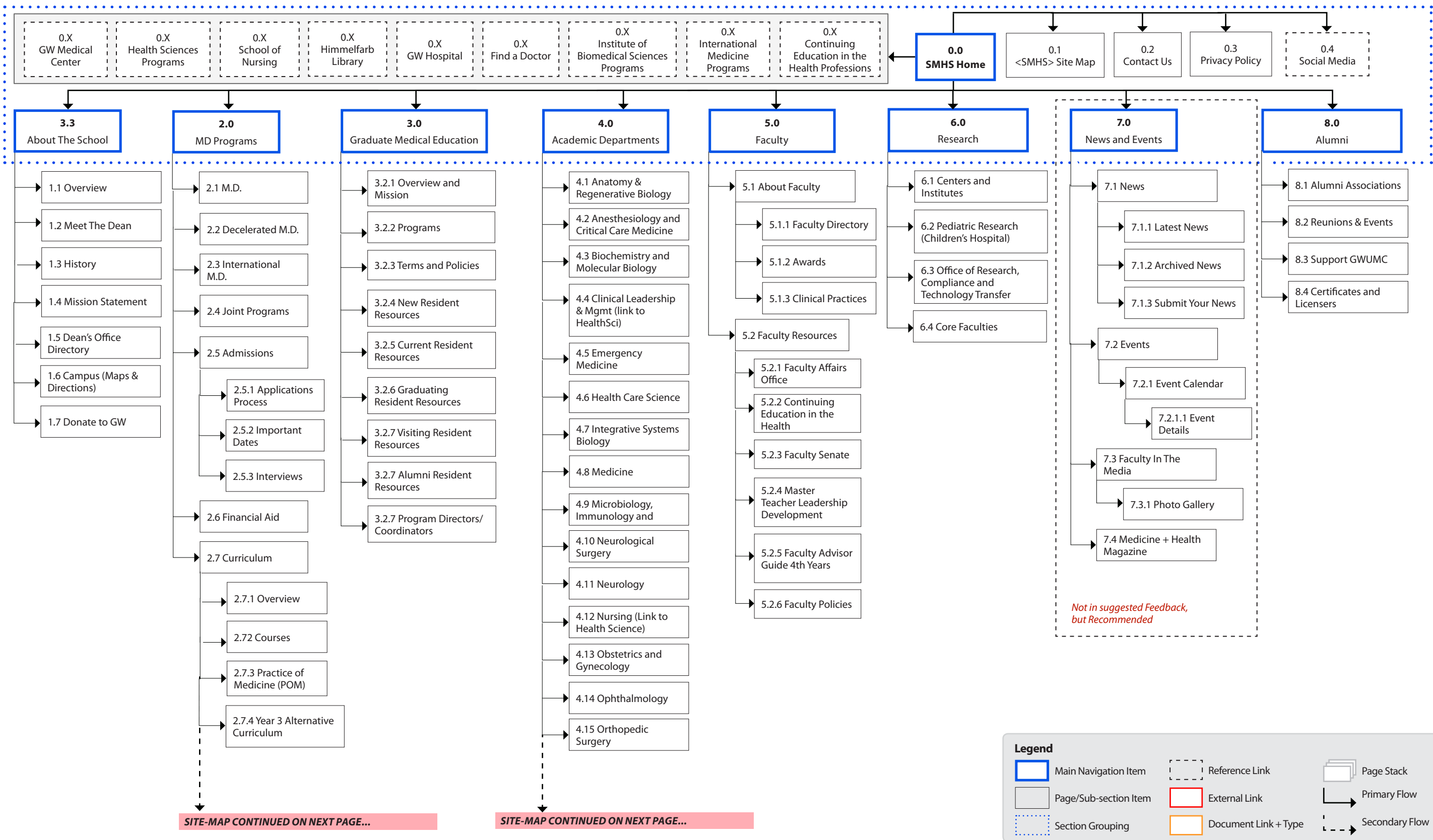
**Legend**

- Main Navigation Item
- Reference Link
- Page/Sub-section Item
- External Link
- Section Grouping
- Document Link + Type
- Page Stack
- Primary Flow
- Secondary Flow



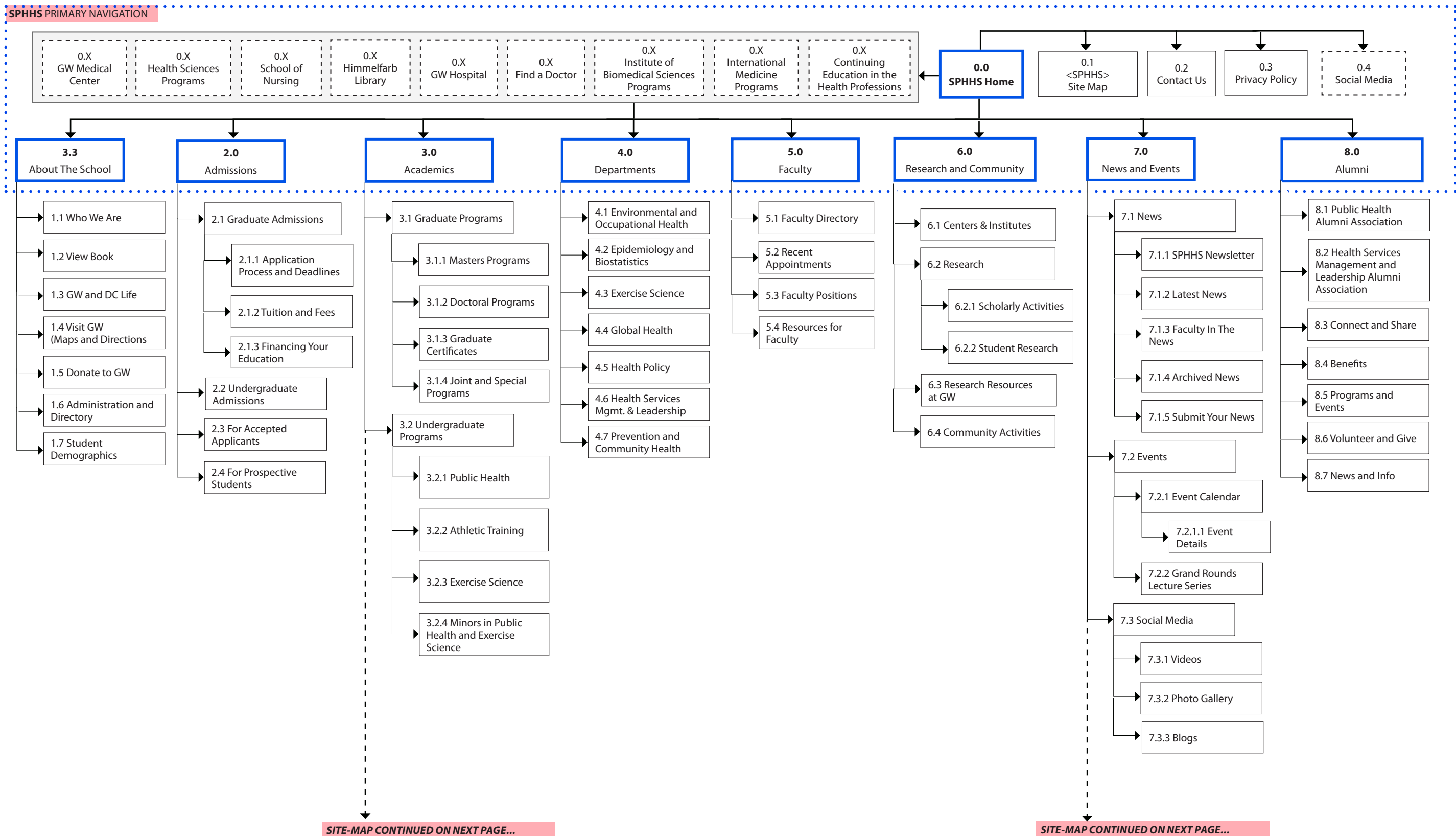
# School of Medicine and Health Sciences (SMHS)

## Future Site Map - 2 Levels Deep



# School of Public Health and Health Services (SPHHS)

## Future Site Map - 2 Levels Deep

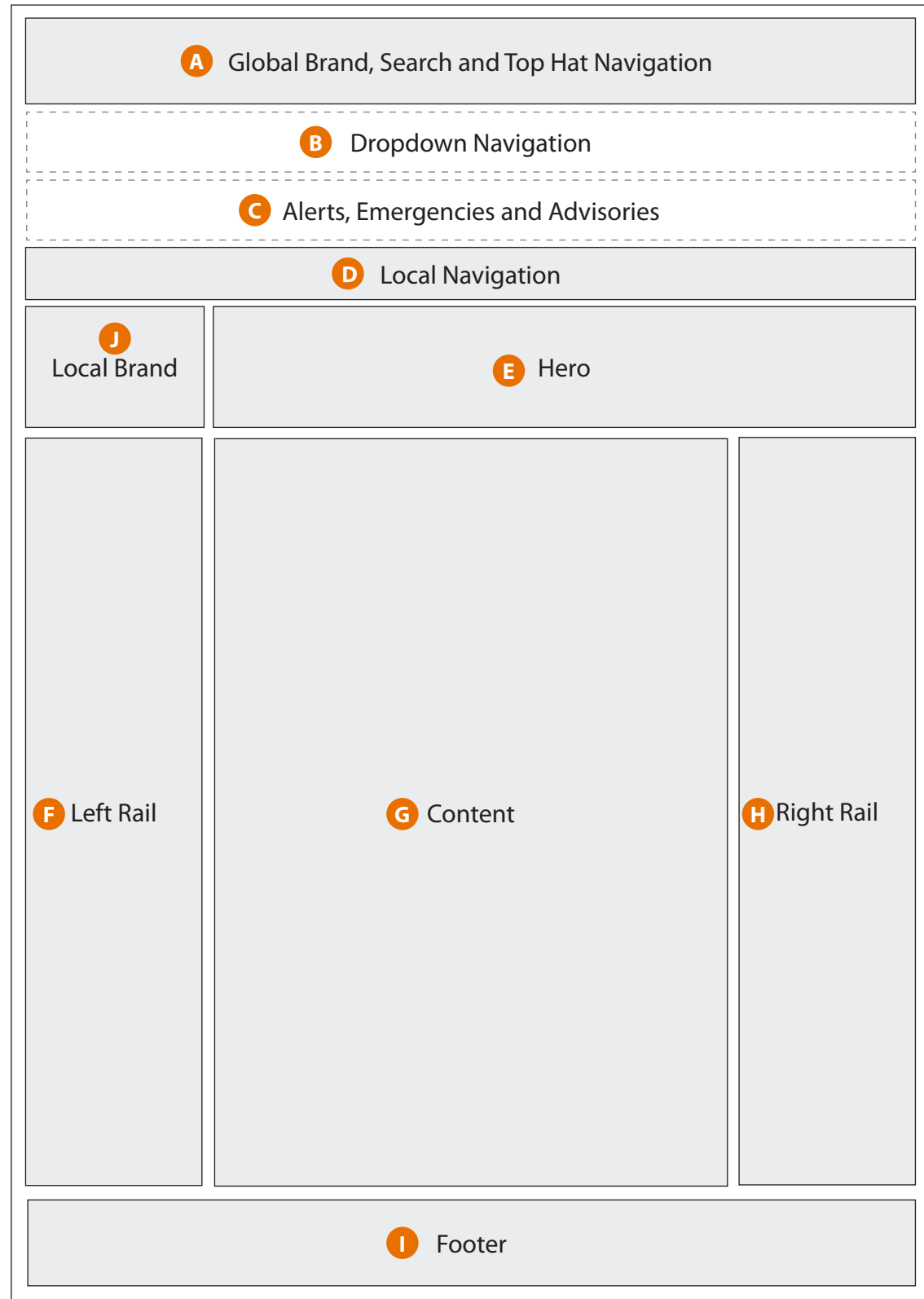


# Page Frameworks and Templates



# Page Framework

All Pages



- Mandatory Page Element
- Optional/Not Visible Page Element

## Summary

All pages share a common page framework.

All pages are composed of the following framework regions:

### Framework Elements

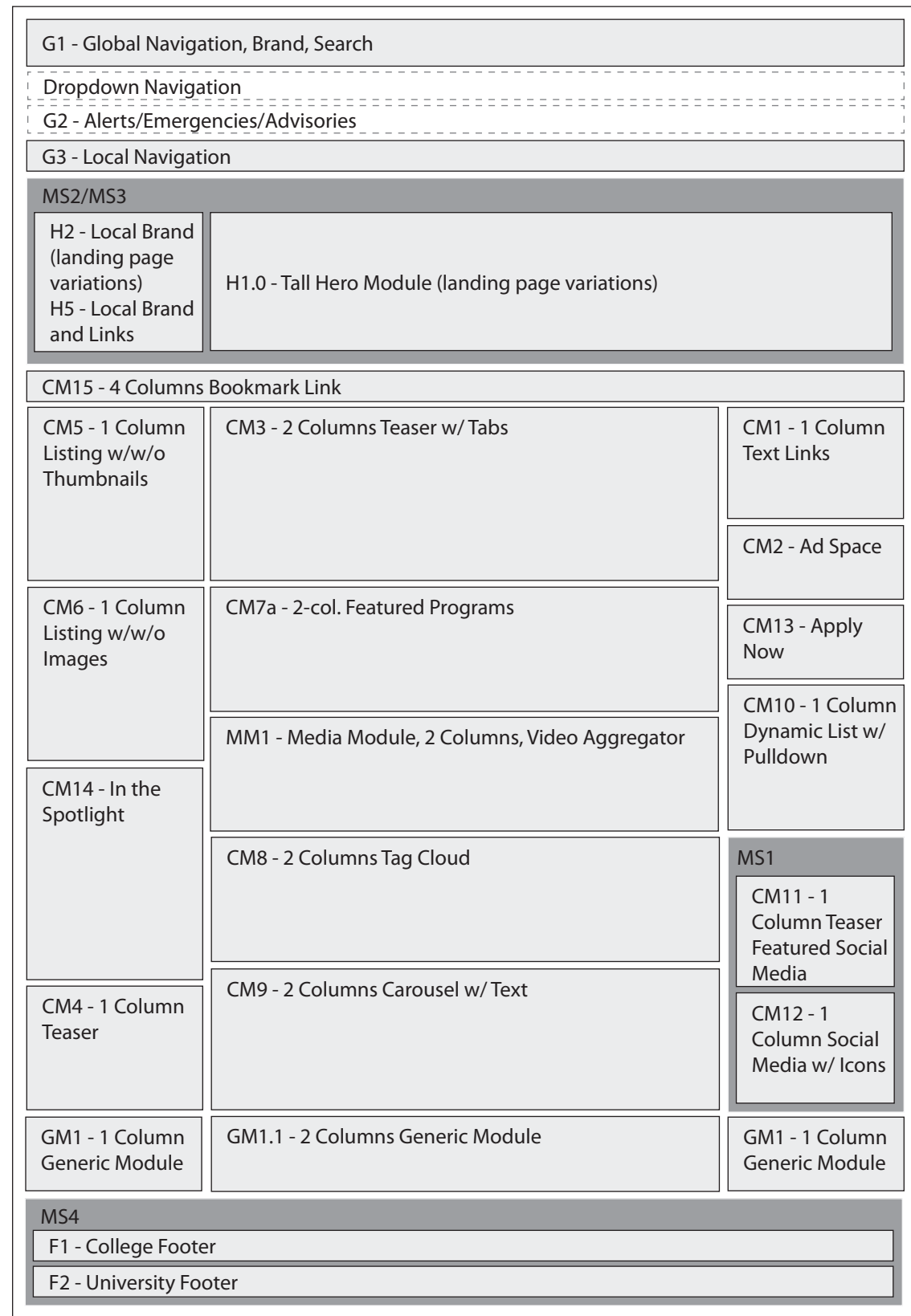
A	Global Brand, Search and Top Hat Navigation - Global Navigation Tools - GW Logo - Search Functionality
B	Dropdown Navigation - Phase I Navigation Structure
C	Alerts, Emergencies or Advisories - Time Sensitive Messaging
D	Local Navigation - Local Navigation Tools
E	Full Width Hero Module - Contains Local Brand
F	Left Rail - Contextual Tiles - Tools - Advertising - Module Sets and Modules
G	Content Area - Module Sets and Modules
H	Right Rail - Contextual Tiles - Tools - Advertising - Module Sets and Modules
I	Footer - Global Navigation and Links
J	Local Brand - School logo and tagline





# Template 1 Framework

## All Level 0 Pages - Homepage Level



### Summary

All Level 0 (Homepages) share a common page framework.

All Level 0 (Homepages) are composed of the following framework regions:

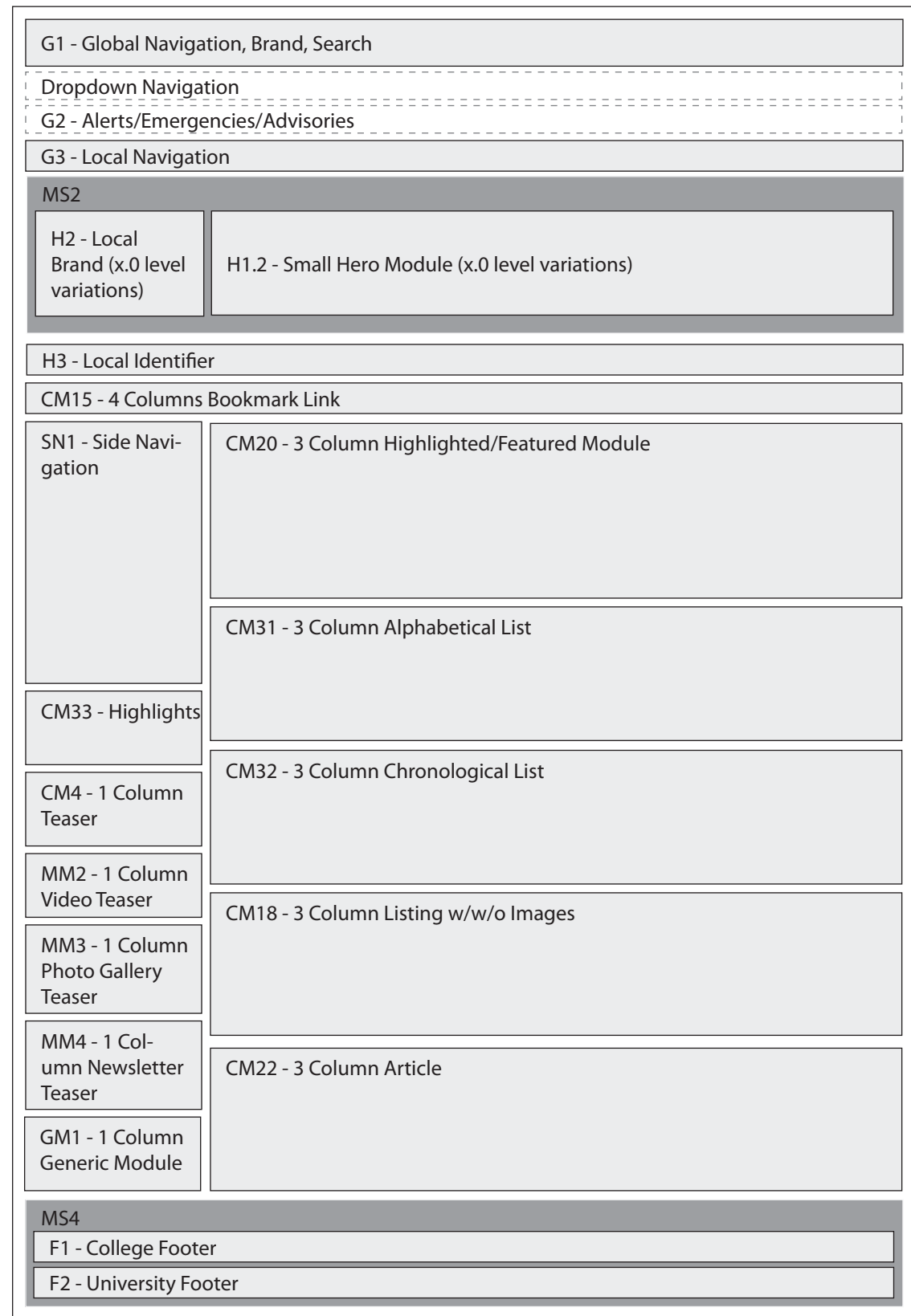
### Framework Elements

G1	Global Navigation, Brand and Search
G2	Alerts, Emergencies and Advisories
G3	Local Navigation
F1	College Footer
F2	University Footer
MS4	Global Footer Module Set
H1	Hero Module (Interactive)
H2/ H5	Local Brand (contains school logo, additional tagline, and/or medical entity-related links)
CM1	1-Column Text Links
CM2	Ad Space
CM3	2-Column Teaser w/w/o Tabs
CM4	1-Column Carousel Teaser
CM5	1-Column Listing w/w/o Thumbnails
CM6	1-Column Listing w/w/o Images
CM7a	2-Column Featured Programs
CM8	2-col. Tag Cloud
CM9	2-col. Carousel with text and links
CM10	1-col Dynamic Text with Dropdown.
CM11	1-col Teaser, Featured Social Media
CM12	1-col Social Media w/icons, tiled
CM13	Apply Now (same as CM-2, Ad Space)
CM14	In the Spotlight
CM15	4-Column Bookmark Link
GM1	1 Column Generic Module
GM1.1	2 Columns Generic Module
MM-1	Media Module, 2 Columns, Video Aggregator
MS-1	Interact with <School> Module Set
MS2/ MS3	4 Columns Hero Container (all variations)



# Template 2 Framework

## All Level x.0 Pages



Mandatory Page Element  
 Optional/Not Visible Page Element

### Summary

All Level x.0 pages share a common page framework.

Examples of Level x.0 pages are the following:

- Academics
- People
- News & Events
- Departments and Programs
- About
- Undergraduate
- Programs
- Resources
- Press Releases
- Research
- Graduate
- Community

All Level x.0 pages are composed of the following framework regions:

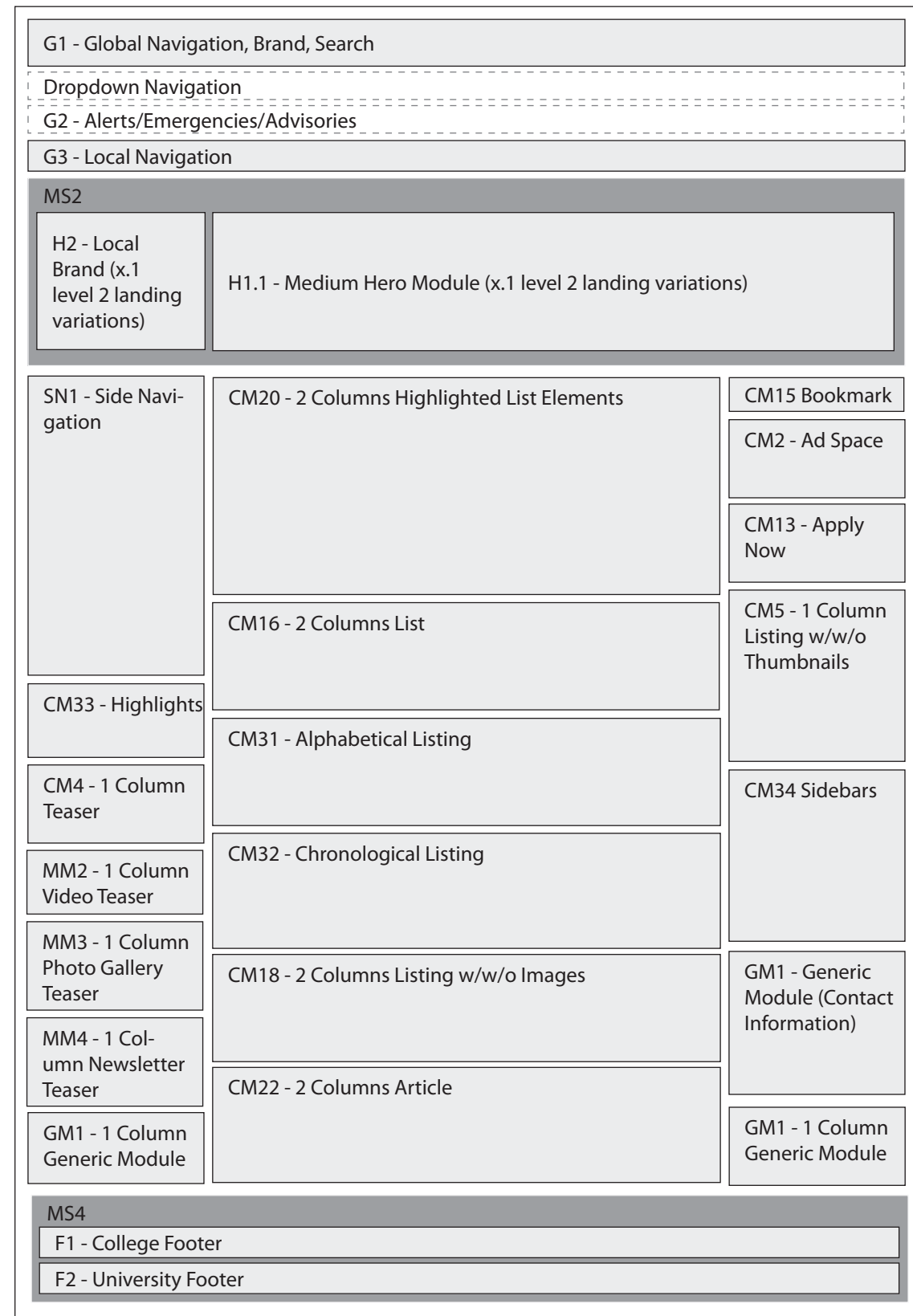
### Framework Elements

G1	Global Navigation, Brand and Search
G2	Alerts, Emergencies and Advisories
G3	Local Navigation
F1	College Footer
F2	University Footer
MS4	Global Footer Module Set
H1	Hero Module (x.0 level variations)
H2	Local Brand (x.0 level variations contain school logo and additional tagline and or channel name)
H3	Local Identifier
CM4	1-Column Carousel Teaser
CM15	4-Columns Bookmark Link
SN1	Side Navigation
GM1	1 Column Generic Module
CM20	3 Columns Highlighted List Elements
CM31	3 Columns Alphabetical List <b>Page Example:</b> Department and Programs
CM32	3-Column Chronological List
CM33	Highlights
CM18	3 Columns Listing w/w/o Images <b>Page Example:</b> News and Events
CM22	3 Columns Article
MM2	1 Column Video Teaser
MM3	1 Column Photo Gallery Teaser
MM4	1 Column Newsletter Teaser
MS2	4 Columns Hero Container



# Template 3 Framework

## All x.1 Level 2 Landing Pages



Mandatory Page Element  
 Optional/Not Visible Page Element

### Summary

All x.1 Level 2 Landing pages share a common page framework.

Examples of x.1 Level 2 Landing pages are the following:

- Departments
- Some schools
- Some programs
- Some libraries
- Some institutes and centers

All x.1 Level 2 Landing pages are composed of the following framework regions:

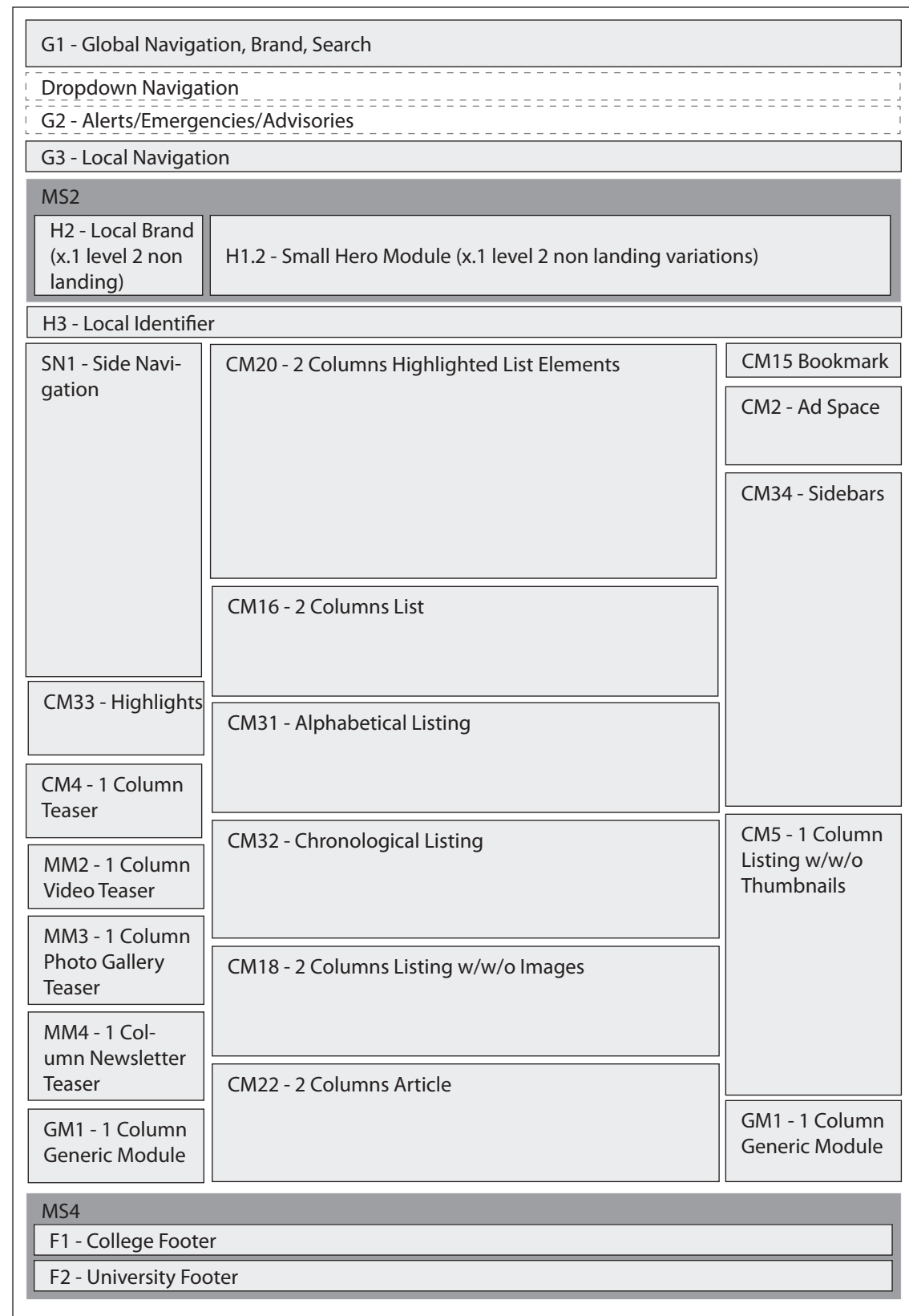
### Framework Elements

G1	Global Navigation, Brand and Search
G2	Alerts, Emergencies and Advisories
G3	Local Navigation
F1	College Footer
F2	University Footer
MS4	Global Footer Module Set
H1	Hero Module (x.1 level 2 landing variations)
H2	Local Brand (x.1 level 2 landing variations)
SN1	Side Navigation
CM33	Highlights
CM4	1 Column Carousel Teaser
CM15	1 Column Bookmark Link
CM2	Ad Space
CM13	Apply Now (same as CM2)
CM5	1 Column Listing w/w/o Thumbnails
GM1	1 Column Generic Module
CM28	2 Columns Page Title
CM20	2 Columns Highlighted List Elements
CM16	2 Columns List
CM31	Alphabetical Listing
CM32	Chronological Listing
CM34	Sidebars
CM18	2 Columns Listing w/w/o Images
CM22	2 Columns Article
GM1.1	2 Columns Generic Module
MM2	1 Column Video Teaser
MM3	1 Column Photo Gallery Teaser
MM4	1 Column Newsletter Teaser
MS2	4 Columns Hero Container



# Template 4 Framework

## All x.1 Level 2 Non Landing Pages



Mandatory Page Element  
 Optional/Not Visible Page Element

### Summary

All x.1 Level 2 Non Landing pages share a common page framework.

Examples of x.1 Level 2 Non Landing pages are the following:

- Faculty List
- Research Activities
- Students List

All x.1 Level 2 Non Landing pages are composed of the following framework regions:

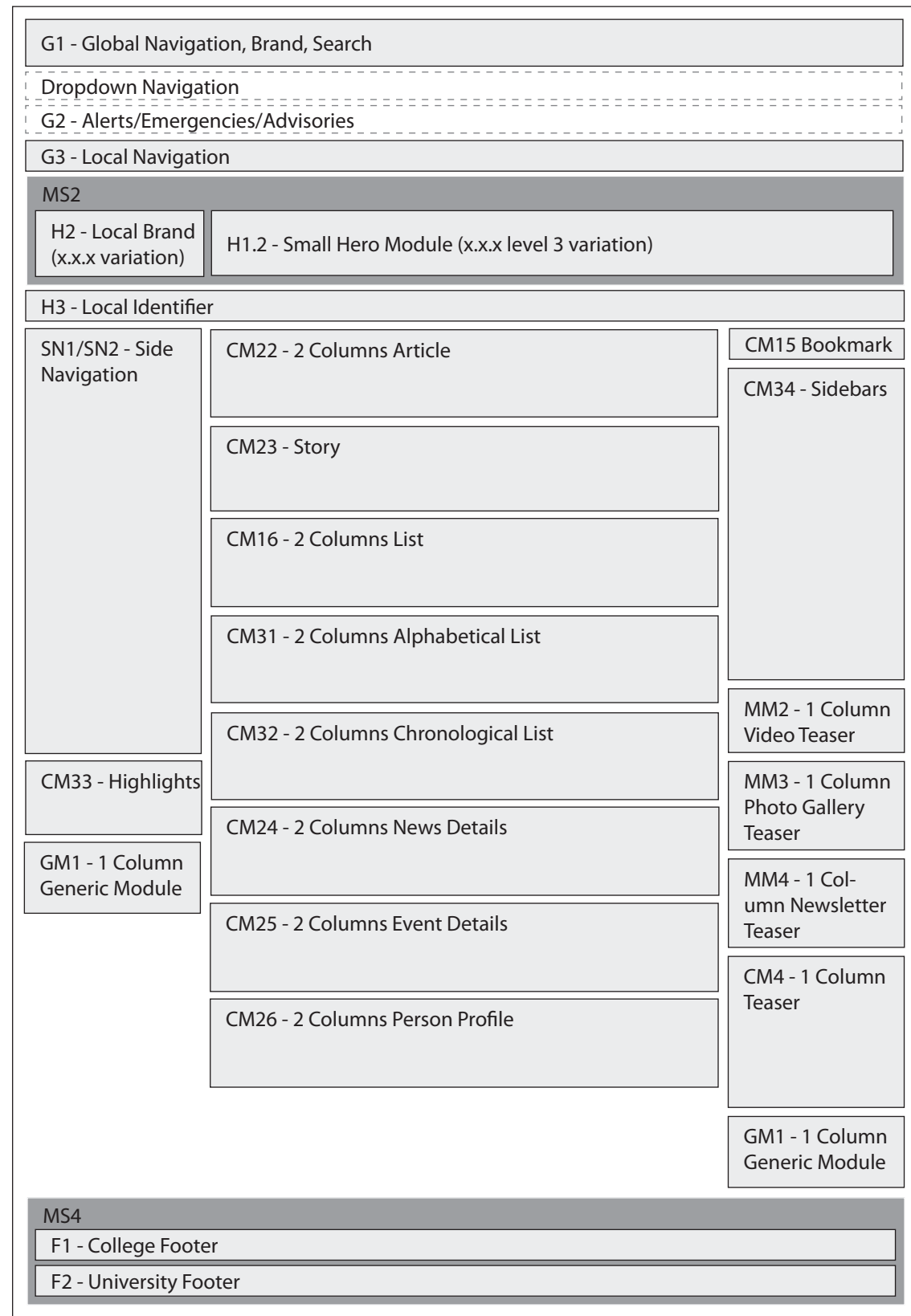
### Framework Elements

G1	Global Navigation, Brand and Search
G2	Alerts, Emergencies and Advisories
G3	Local Navigation
F1	College Footer
F2	University Footer
MS4	Global Footer Module Set
H1	Hero Module (x.1 level 2 non landing variations)
H2	Local Brand (x.1 level 2 non landing variations contain only school logo)
H3	4 Columns Local Identifier
SN1	Side Navigation
CM33	Highlights
CM4	1 Column Carousel Teaser
CM15	1 Column Bookmark Link
CM2	Ad Space
CM5	1 Column Listing w/w/o Thumbnails
GM1	1 Column Generic Module
CM20	2 Columns Highlighted List Elements
CM16	2 Columns List
CM31	Alphabetical Listing
CM32	Chronological Listing
CM34	Sidebars
CM18	2 Columns Listing w/w/o Images
CM22	2 Columns Article
MM2	1 Column Video Teaser
MM3	1 Column Photo Gallery Teaser
MM4	1 Column Newsletter Teaser
MS2	4 Columns Hero Container



# Template 5 Framework

## All x.x.x Level 3 Pages



Mandatory Page Element  
 Optional/Not Visible Page Element

### Summary

All x.x.x Level 3 pages share a common page framework.

Examples of x.x.x Level 3 pages are the following:

- Articles (with related content and downloads)
- Stories (with related content and downloads)
- Event Details (with archive)
- News Details (with archive)
- Person Profile

Each of these variations is unique to itself; if a Person Profile module is used, then other body-modules will not be used.

All x.x.x Level 3 pages are composed of the following framework regions:


### Framework Elements

G1	Global Navigation, Brand and Search
G2	Alerts, Emergencies and Advisories
G3	Local Navigation
F1	College Footer
F2	University Footer
MS4	Global Footer Module Set
H1	Hero Module (x.x.x level 3 variation)
H2	Local Brand (x.x.x level 3 variations)
SN1/SN2	Side Navigation
CM33	Highlights
CM4	1 Column Carousel Teaser (for June launch, this will be substituted with Rotating Sidebar)
CM15	1 Column Bookmark Link
GM1	1 Column Generic Module
CM16	2 Columns List
CM31	Alphabetical Listing
CM32	Chronological Listing
CM34	Sidebars
CM22	2 Columns Article
CM23	Story
CM24	2 Columns News Details
CM25	2 Columns Event Details
CM26	2 Columns Person Profile
GM1.1	2 Columns Generic Module
MM2	1 Column Video Teaser (substitute for CM34 for June)
MM3	1 Column Photo Gallery Teaser (CM34 for June)
MM4	1 Column Newsletter Teaser (CM34 for June)
MS2	4 Columns Hero Container



# Template 6 Framework

## All Error Pages



- Mandatory Page Element
- Optional/Not Visible Page Element

### Summary

All error pages share a common page framework.

Errors supported are the following:

- 403 Forbidden
- 404 Not Found
- 500 Internal Server Error
- 503 Service Unavailable
- 504 Gateway Timeout
- 505 HTTP Version Not Supported

All error pages are composed of the following framework regions:

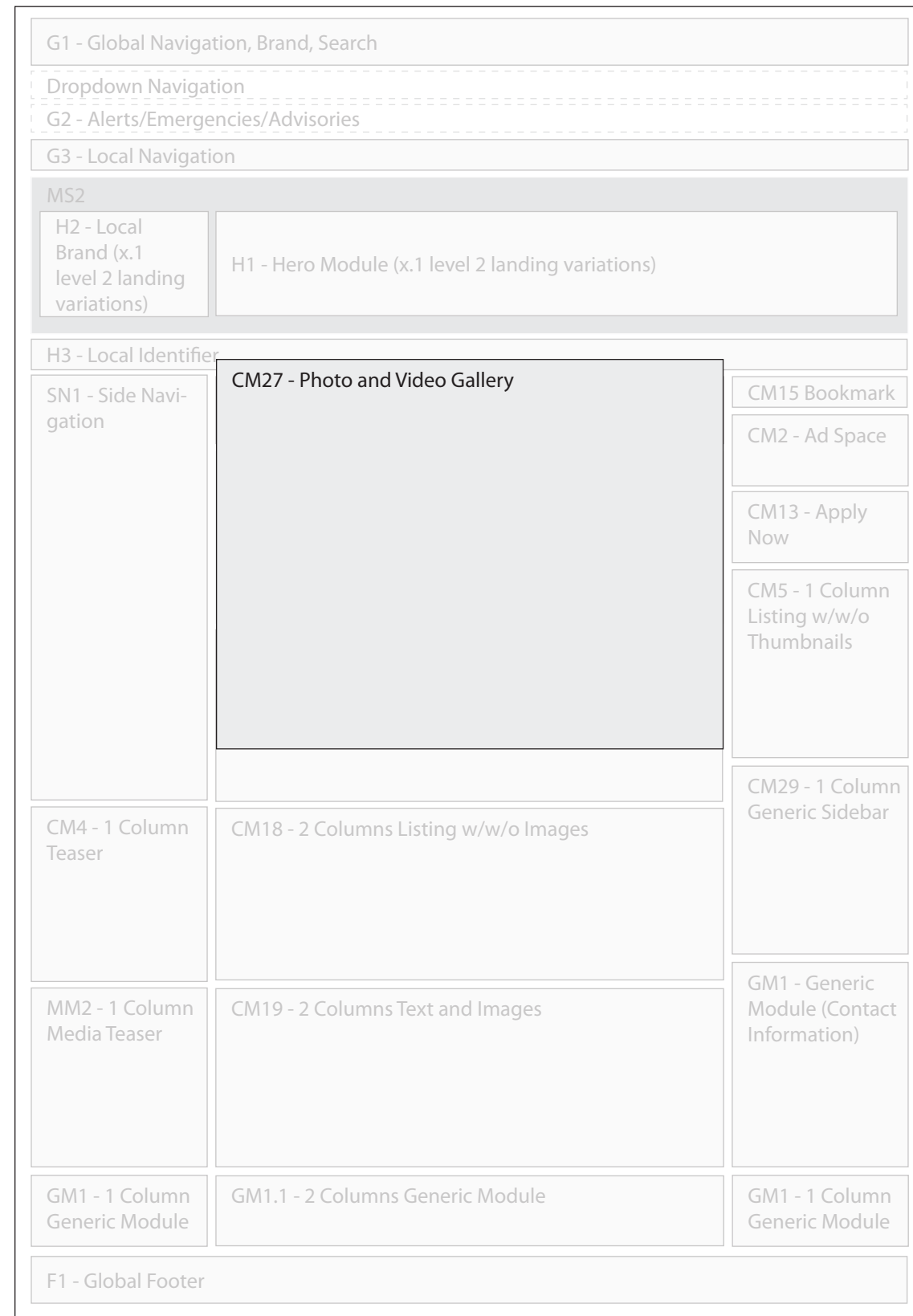
### Framework Elements

G1	Global Navigation, Brand and Search
G2	Alerts, Emergencies and Advisories
F2	University Footer
N/A	HTML Page



# Template 7 Framework

## All Photo and Video Galleries



Mandatory Page Element

Optional/Not Visible Page Element

### Summary

All photo and video galleries share a common lightbox page framework.

Lightbox will display on top of the page where the call to open a photo or video gallery has been generated

All photo and video galleries are composed of the following framework regions:


### Framework Elements

**CM27** Photo and Video Gallery (lightbox)



# Template 8 Framework

## All Search Result Pages



- Mandatory Page Element
- Optional/Not Visible Page Element

### Summary

All Search Results pages share a common page framework.

All Search Result pages are composed of the following framework regions:

### Framework Elements

G1	Global Navigation, Brand and Search
G2	Alerts, Emergencies and Advisories
F2	University Footer
N/A	Hardcoded Search (Phase 1)
N/A	Dynamically Generated GS Related Searches (Phase 1)
SR1	Search Results Module





# Visual Comps and Modules



# Template 1 - Homepage

## Visual Comps and Modules

G-1 - Global Navigation, Brand, Search

Dropdown Navigation  
G-2 - Alerts, Emergencies and Advisories

G-3 - Local Navigation

MS3 - Hero Container

H-2 - Local Brand

H-1 - Hero Module

CM-15 - 4 Columns Bookmark Link

CM-5 1-Column Listing w/w/o Thumbnails

Upcoming Events

- April 12 Monday: Fullbright Information Session, March 4, 2010 12:00pm
- April 16 Friday: "Museums, Sites, and the Rights of Antiquities", March 4, 2010 7:15pm
- March 30 - April 25: "Race?", March 4, 2010 2:00-4:00pm

» View event calendar

CM-3 - 2-Column Teaser w/ Tabs

Engaging Washington and the World

From the Dean [play now]

About Columbian [video]

Department Event [image]

» Read more

CM1 - 1-col. text link module

Quick Links

- Find Advice
- Request Information
- Apply Online
- Financial Aid

CM-2 - Ad Space or CM-13 Apply Now

Today

GW'S OFFICIAL ONLINE NEWS SOURCE

Recent Headlines

Scholarship Benefactor Larry King Coming to GW

Summer Abroad Transports Students Beyond the

CM-7a - 2-col. Featured Programs

- Organizational Sciences and Communication
- Biological Science, B.A.
- Environmental Studies
- Speech and Hearing Sciences
- Russian Language and Literature, B.A.

» View all programs

Explore Columbian

Choose the best match from the menu:

Prospective Student - Undergrad

- About Columbian College
- Undergraduate Life at Columbian
- Undergraduate Admission
- Paying for Your Education

### Framework Elements

G-1	Global Navigation, Brand and Search
G-2	Alerts, Emergencies and Advisories
G-3	Local Navigation
H-1	Hero Module (Flash Area)
H2	Local Brand (contains school logo and additional tagline)
CM-1	1-Column Text Links
CM-2	Ad Space
CM-3	2-Column Teaser w/w/o Tabs
CM-5	1-Column Listing w/w/o Thumbnails
CM-7a	2-Column Featured Programs
CM-13	Apply Now (same as CM-2, Ad Space)
MS-3	Hero Container Module Set



# Template 1 - Homepage (cont...)

## Visual Comps and Modules

**CM-6 - 1-col. Listing w/w/o Images**

Recent Headlines

Scholarship Benefactor Larry King Coming to GW  
CNN host and GW honorary degree recipient Larry King will be participating in a "Conversation" » Read more

Summer Abroad Transports Students Beyond the Dance salsa in Peru? Explore religion in the Mediterranean? Look for Neanderthals in France? » Read more

Columbian College Alumni in the Arts  
From music and museum studies, to interior design and theatre, students come to GW to take » Read more

» View all news

**Journalism and Mass Communication, B.A.**

- Organizational Sciences and Communication
- Biological Science, B.A.
- Environmental Studies
- Speech and Hearing Sciences
- Russian Language and Literature, B.A.

» View all programs

**CM-10 - 1-col. Dynamic list w/ pulldown**

Choose the best match from the menu:

Prospective Student - Undergrad

- About Columbian College
- Undergraduate Life at Columbian
- Undergraduate Admission
- Paying for Your Education
- Majors

**CM-8 2-col. Tag Cloud**

Most Popular at Columbian

Events • All Departments • Majors • Scholarships • Master's Programs

Undergrad Resources • Grad Student Handbook • Alumni • Campus

About • Research • International • Community • Parents • Science

**CM-11 - 1-col. Teaser Featured Social Media**

Read This Blog  
Jane Shore's Poetry Workshop in Italy This Summer!

GW English  
Tess Malone  
3/2/2010

What are you doing this summer? Avoid the boring internship or ice cream parlor job and travel to Italy for a poetry workshop instead!

» Read more  
» All Columbian blogs

**CM-9 2-col. Carousel w/ Text**

The Integration Debate  
[play now]

About Columbian  
[video]

Department Event  
[video]

The Integration Debate  
Competing Futures for American Cities  
Edited by Chester Hartman and Gregory D. Squire Professors of Sociology

» Read more

**CM-12 1-Col Social Media w/ Icons**

- Delicious
- MySpace
- Live!
- Google
- Twitter
- Bebo
- Digg
- RSS

» Show me more

**CM-14 In the Spotlight Module**

Featured Staff

Anthropology Professor Alison Brooks  
Anthropology professor Alison Brooks has her talented hands full with a new Smithsonian exhibit. » Read more

Featured Department

Theatre and Dance Department  
Dancer and choreographer Dana Tai Soon Burgess, MFA '94, is now head of the department. » Theatre and Dance

Featured Research

GW Solar Institute  
Solar Institute Director Ken Zweibel testified and answered questions before the House Subcommittee on. » Watch the video

### Framework Elements

F-1	College Footer
F-2	University Footer
CM-6	1-Column Listing w/w/o Images
CM-8	2-col. tag cloud
CM-9	2-col. flash carousel with text and links
CM-10	1 col dynamic text with Dropdown.
CM-11	1 col teaser featured social media
CM-12	1 col social media w/icons tiled
CM-14	In the Spotlight
MS-1	Interact with <School> Module Set
MS-4	Global Footer Container Module Set

**MS4 - Global Footer Container**

F1 - College Footer  
GEORGE WASHINGTON UNIVERSITY  
801 22nd St. NW, Phillips Hall  
Washington DC 20052  
Phone: (202) 994-6130 | Fax: (202) 994-0854

Home | Maps & Directions | Website Comments | Site Map | Directory | FAQ

RSS | Twitter | Facebook | Blogs

F2 - University Footer  
GEORGE WASHINGTON UNIVERSITY  
GW Home | Campus Advisories | Copyright | Privacy Policy | Terms of Use | Contact GW | A - Z Index



# Module Library



# Module Library Overview

The Module Library is a warehouse of all content modules which can appear on the George Washington University web pages. It contains also all details for the global navigation and footer modules for those pages. This library details the following aspects of each of these modules:

- General intended behavior(s) - if and when modules appear on a page
- The metadata elements - the behaviors of the pieces of the module; the text header, the image, the links, etc.

Module Sets are also defined within this library. A Module Set is a groups of modules which are expected to be organized together, and to be placed within a defined chunk of the page. The behavioral details - such as which modules belong in the group, the “level” used to keep the module sets evenly distributed, and the total number of modules which can be placed within a group - are defined within this section.

The rules for which modules may appear in the left and right rails are specified globally, and are not mapped to individual templates or main body content types. Therefore, each template that supports a right rail, for example, should accommodate all right rail modules.

This supports the business requirement for modular flexibility.

Each module’s specifications include whether the module is required or optional, and whether it appears in the left or right rail. If a module has more specific rules, this is also included in the module specifications:

- E.g., SN1 Side Navigation is required on Templates 2-5, and is not present on Templates 1 and 6-8.
- E.g., CM16 3 Columns List appears only on Template 2. It cannot be combined with other main body modules for Template 2.



# Content Module Matrix

Module ID	Content Module Title	Requirement	Map to Req ID	Package	Template 1	Template 2	Template 3	Template 4	Template 5	Template 6	Template 7	Template 8
G-1	Global Navigation, Brand and Search	- The college landing page shall support GW information. - The college landing page shall support current student links. - The college landing page shall support parent links. - The college landing page shall support faculty information. - The college landing page shall support search features like open text search and pass user query to Google Search.	10.35, 10.46, 10.47, 10.34, 10.15	1	x	x	x	x	x	x		x
G-2	Alerts, Emergencies and Advisories	- Ability to provide time-sensitive emergency/advisory content	N/A	1	x	x	x	x	x	x		x
G-3	Local Navigation	- Ability to provide each site with local navigation to all other pages within the site	N/A	1	x	x	x	x	x	x		x
F-1	College Footer	- The college landing page shall support display of important links. - The college landing page shall support contact us information. - The college landing page shall support presentation of site map.	10.50, 10.52, 10.54	3	x	x	x	x	x			
F-2	University Footer	- Same as F-1	10.50, 10.52, 10.54	3	x	x	x	x	x	x		x
H-1	Hero Banner	- The college landing page shall support display of Flash video (and Flash image montages) - The college landing page shall support Flex (Flash)	10.29, 10.36	1	x	x	x	x	x	x		x
H-2	Local Brand	- Page branding	N/A	1	x	x	x	x	x	x		x
H-3	Local Identifier	- Page branding	N/A	2			x	x	x			
H-5	Local Brand and Links	- Page branding - The college landing page shall support cross school information.	10.8	3	x							
CM-1	1-Column Links	- The college landing page shall support direct access to apply and application process - The college landing page shall support enrollment information	10.27, 10.51	1	x							



## Content Module Matrix (cont...)

Module ID	Content Module Title	Requirement	Map to Req ID	Package	Template 1	Template 2	Template 3	Template 4	Template 5	Template 6	Template 7	Template 8
CM-2	Ad Space	- The college landing page shall support special time sensitive events - The college landing page shall support direct access to giving and donation process	10.3, 10.18	1	x		x	x				
CM-3	2-Columns Teaser w/w/o Tabs	- The college landing page shall support videos (such as the Dean's welcome) - The college landing page shall support Dean's Welcome Message and About Us Information.	10.6 & 10.7	1	x							
CM-4	1-Column Carousel Teaser	- The college landing page shall support research information - The college landing page shall support spotlights and highlights of faculty	10.16, 10.41	1	x	x	x	x	x			
CM-5	1-Column Listing w/w/o Thumbnails	- The college landing page shall support events. - The college landing page shall support special time sensitive events	10.2, 10.3,	1	x		x	x				
CM-6	1-Column Listing w/w/o Images	- The college landing page shall support news - The college landing page shall support press releases.	10.1, 10.4	1	x							
CM-7a	2-Columns Featured Programs	- The college landing page shall support program information - It shall be possible to use the program finder capability at the school level from the landing page as this content is needed for the schools. - The college landing page shall support program spotlight	10.11, 4.2.17	2	x							
CM-8	2-Columns Tag Cloud	- The college landing page shall support display of important links	10.54	1	x							
CM-9	2-Columns Flash Carousel w/ Text	- The college landing page shall support display of Flickr galleries - The college landing page shall support program spotlight - The college landing page shall support photo galleries - The college landing page shall support image slideshow	10.21, 10.12, 10.13, 10.14	1	x							



## Content Module Matrix (cont...)

Module ID	Content Module Title	Requirement	Map to Req ID	Package	Template 1	Template 2	Template 3	Template 4	Template 5	Template 6	Template 7	Template 8
CM-10	1-Column Dynamic Text w/ Dropdown	- The college landing page shall support prospective student links - The college landing page shall support current student links - The college landing page shall support current student links - The college landing page shall support career services information	10.45, 10.46, 10.47, 10.49	1	x							
CM-11	1-Column Featured Social Media	- The college landing page shall support social media linking capability (i.e. Twitter, Facebook) - The college landing page shall support display of a twitter feed	10.19, 10.20	1	x							
CM-12	1-Column Social Media w/ Icons Tiled	- The college landing page shall support social media linking capability (i.e. Twitter, Facebook) - The college landing page shall support display of a twitter feed. - The college landing page shall support RSS aggregation - The college landing page shall support delivering RSS feeds	10.19, 10.20, 10.22, 10.24	1	x							
CM-13	Apply Now	- The college landing page shall support direct access to apply and application process.	10.27	1	x		x					
CM-14	In the Spotlight (repeating CM-4)	- Same as CM-4	10.16, 10.17, 10.41, 01.42	1	x							
CM-15	RSS Aggregation Bookmark Link	- The college landing page shall support RSS aggregation - The college landing page shall support delivering RSS feeds	10.22, 10.24	1	x	x	x	x	x			
CM-16	List	- The college landing page shall support departmental information - The college landing page shall support program information - The college landing page shall support research information - The college landing page shall support academic information (leading to programs, departments, centers and institutes) - The college landing page shall support links to degree level information	10.9, 10.10, 10.16, 10.17, 10.31	2		x	x	x	x			





## Content Module Index (cont...)

Module ID	Content Module Title	Requirement	Map to Req ID	Package	Template 1	Template 2	Template 3	Template 4	Template 5	Template 6	Template 7	Template 8
CM-18	Listing w/w/o Images (2 and 3 Columns)	- Same as CM-16	10.9, 10.10, 10.16, 10.17, 10.31	2		x	x	x				
CM-20	Highlighted List Elements	- Same as CM-5 and CM-6	10.1, 10.2, 10.3, 10.4	2			x	x				
CM-22	Article	- Provide with general content	N/A	3			x	x	x			
CM-23	Story	- Provide with general content	N/A	3					x	x		
CM-24	News Detail	- The college landing page shall support news. - The college landing page shall support press releases.	10.1, 10.4	2					x			
CM-25	Event Detail	- The college landing page shall support events.	10.2	2					x			
CM-26	Person Profile	- The college landing page shall support alumni information. - The college landing page shall support faculty information. - The college landing page shall support links to faculty and staff. - The college landing page shall support links to faculty experts	10.28, 10.34, 10.38, 10.39	3					x			
CM-27	Media Lightbox Gallery	- The college landing page shall support photo galleries - The college landing page shall support image slideshow - The college landing page shall support prospective student links in the form of text, image, video, audio	10.13, 10.14, 10.45	3							x	
CM-31	Alphabetical Listing	- The college landing page shall support departmental information - The college landing page shall support program information - The college landing page shall support research information - The college landing page shall support academic information (leading to programs, departments, centers and institutes) - The college landing page shall support links to degree level information	10.9, 10.10, 10.16, 10.17, 10.31	2		x	x	x	x			



## Content Module Index (cont...)

Module ID	Content Module Title	Requirement	Map to Req ID	Package	Template 1	Template 2	Template 3	Template 4	Template 5	Template 6	Template 7	Template 8
CM-32	Chronological Listing	- The college landing page shall support departmental information - Support program information - Support research information - Support academic information (leading to programs, departments, centers and institutes) - Support links to degree level information	10.9, 10.10, 10.16, 10.17, 10.31	2		x	x	x	x			
CM-33	Highlights		N/A		x	x	x	x	x			
CM-34	Sidebars		N/A		x	x	x	x	x			
GM-1	Generic Module	- System requirement.	N/A									
MM-1	Media Module, 2 column, video aggregator	- The college landing page shall support display of Flash video (and Flash image montages) - The college landing page shall support Flex (Flash) - Page Branding	10.29, 10.36	1	x							
MM-2	1 Column Media Teaser, Video	- Same as MM-1	10.13, 10.14, 10.45	2		x	x	x	x			
MM-3	1 Column Media Teaser, PhotoGallery	- Same as MM-1	10.13, 10.14, 10.45	2		x	x	x	x			
MM-4	1 Column Media Teaser, Newsletter	- Same as MM-1	10.13, 10.14, 10.45	2		x	x	x	x			
SN-1	Side Navigation	- Ability to provide each site with local navigation to all other pages within the site	N/A	2		x	x	x	x			
SN-2	Side Navigation	- Ability to provide each site with local navigation to all other pages within the site	N/A	2		x	x	x	x			
SR-1	Search Results	- The college landing page shall support search features	10.15	3								x
MODULE SETS												
MS-1	Interact with <School> (CM-11 + CM-12)	- Same as CM-11 and CM-12	See CM-11 and CM-12	1	x							
MS-2	Hero Container	- The college landing page shall support display of Flash video (and Flash image montages) - The college landing page shall support Flex (Flash) - Page Branding	10.29, 10.36	2	x	x	x	x	x			x
MS-3	Static Hero Container	- Same as MS-2	10.29, 10.36	3	x							x
MS-4	Global Footer Container	- Same as F-1 and F-2	10.50, 10.52, 10.54	3	x	x	x	x	x			

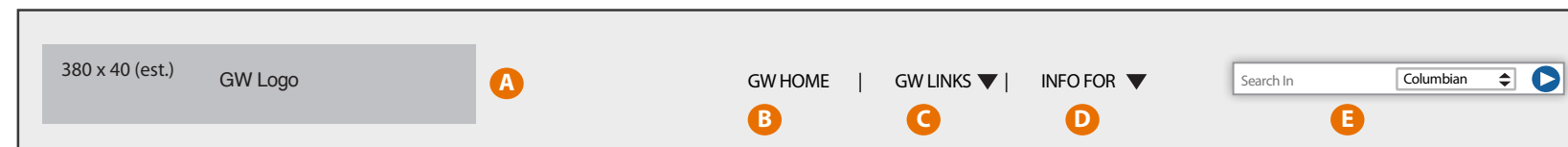


# Global Modules



# Global Navigation, Brand, and Search

Module ID: G-1 | Package: 1



**C1**

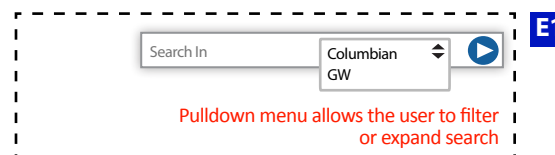
EXPLORE	APPLY	LEARN	DISCOVER	CONNECT	GIVE
<ul style="list-style-type: none"> <li>About GW</li> <li>Academic Life</li> <li>Campus Life</li> <li>GW Athletics</li> <li>Media Room</li> <li>Visiting Campus</li> <li>GW Today</li> </ul>	<ul style="list-style-type: none"> <li>Undergraduate Admissions</li> <li>Graduate &amp; Professional</li> <li>Non-Degree Pre-College</li> <li>Costs &amp; Financial Planning</li> </ul>	<ul style="list-style-type: none"> <li>Colleges &amp; Schools</li> <li>Undergraduate Programs</li> <li>Graduate &amp; Professional Programs</li> <li>International Programs</li> </ul>	<ul style="list-style-type: none"> <li>Discoveries &amp; Innovations</li> <li>Faculty Expertise</li> <li>Research Training</li> <li>Centers &amp; Institutes</li> <li>Faculties &amp; Technologies</li> <li>University Libraries</li> </ul>	<ul style="list-style-type: none"> <li>Alumni Community</li> <li>Government Parents</li> <li>Online Networks</li> <li>Corporations &amp; Partners</li> </ul>	<ul style="list-style-type: none"> <li>The Power of Giving</li> <li>Giving Opportunities</li> <li>Ways to Give</li> <li>Honoring Donors</li> <li>Volunteer</li> </ul>

The links will populate on mouse-over of "GW LINKS"

**D1**

STUDENTS	ALUMNI	FACULTY & STAFF	PARENTS
<ul style="list-style-type: none"> <li>GWMail</li> <li>Blackboard</li> <li>GWeb</li> <li>GWired</li> <li>MyGW Portal</li> <li>Colonial Central</li> <li>GW Bulletin</li> <li>GW Bookstore</li> <li>University Libraries</li> <li>GWorld Card &amp; Colonial Cash</li> </ul>	<ul style="list-style-type: none"> <li>Connect &amp; Share</li> <li>Benefits &amp; Services</li> <li>Programs &amp; Events</li> <li>Volunteer &amp; Give</li> <li>Transcript Services</li> </ul>	<ul style="list-style-type: none"> <li>MyGW Portal</li> <li>Faculty Handbook</li> <li>Colonial Community</li> <li>Human Resources</li> </ul>	<ul style="list-style-type: none"> <li>Parent Services</li> <li>Online Tuition Payment</li> <li>Colonial Cash</li> <li>Parents Campaign</li> </ul>

The links will populate on mouse-over of "INFO FOR"



## Summary

A 4-column module displays the Global Navigation, Brand and Search widget that triggers searches in either www.GWU.edu or the college. On click of the menu elements such as "GW Links", "Info For" will populate associated second level menu elements. Please refer to the "Style Guide" document to review GUI design guidelines.

When JavaScript is disabled, top hat is collapsed -- push-down options display as another page-load on click.

While this module produces a pair of pushdown navigation panels, this is not to be confused with the Local Navigation module (G3), which produces a flyout navigation menu.

## ID Component Details

**A GW Logo.** Dispatches to http://www.GWU.edu.  
Dimension - As per style guide

**B GW Home link.** Dispatches to http://www.GWU.edu.

**C1 GW Links.** On click, the triangle icon reverses direction and points upward. A navigation menu animates downward (speed of animation is TBD, but the animation should be slow enough to allow the user to understand the cognitive relationship between the triggering action (click) and the consequence (the flyout). All content below the flyout will appear to be "pushed" downward by the animated action.

The content of the flyout corresponds exactly to the navigation structure of GWU.edu. The column headers are themselves links; they dispatch to the corresponding page at www.GWU.edu. (Visual Design will reflect this.)

The module is dismissed in two ways: 1) by clicking the dismissal button; and 2) by clicking the "GW Links" link.

If this module is invoked while the D1 module is active, the D1 module will animate closed before this module becomes active.

Annotations continue on next page.

## Key

- Mandatory component
- Optional component
- Repeatable component

- A Annotations
- 1 Visibility Dependencies



# Global Navigation, Brand, and Search (cont...)

Module ID: G-1 | Package: 1

## ID Component Details

D1 **Info For...** Behavior is identical to that of C1, with the exception that the column headings are not clickable. (Visual Design will reflect this.) If this module is invoked while the C1 module is active, the C1 module will animate closed before this module becomes active.




E **Search.** Allows the user to search either the full GW site or the current school or college.



### Behavior:

- User clicks in search text field. Call-to-action text ("Search In...") is replaced by a text cursor. User enters search string. The user may employ a pulldown menu to filter the search. The default filter limits the search to the current school or college, which is a search by domain. The non-default filter broadens the search to the entirety of GW's site.
- The search return, whether filtered or not, is displayed in the GWU.edu search-return chrome (as it is displayed in Phase-1), will be rendered within the college Header & Footer.

E1 The user may employ a pulldown menu to filter the search. The default filter limits the search to the current school or college. The non-default filter broadens the search to the entirety of GW's site.

### Key

-  Mandatory component
-  Optional component
-  Repeatable component

-  Annotations
-  Visibility Dependencies



# Alerts/Emergencies/Advisories

Module ID: G-2 | Package: 1



**A** **CAMPUS ADVISORIES** **B** **Ci tem utae nis cus aspictus, aliquatempel inisquatur abo. Nem et remporit verro ent officia poritat uribus aut officiis estiore pellant istibearit quas millit exped es ea debitem quisque nimporum am-etur?** **C** **View All Alerts**

## Summary

A 4-column module used to disseminate Campus Alerts. It is designed to fit directly underneath the Global Brand, Navigation and Search module (G-1) and above the Local Navigation module (G-3).

The module employs no JavaScript; absence or presence of JavaScript in the browser is immaterial. Nothing on the page is disabled due to the presence of this module.

## ID Component Details




**A** Campus Alerts logo. In future, a color-coded system may be employed to denote the level of the Alert -- green for low-level, yellow for medium level, and red for high-level Alert. However, the ability to classify alerts based on level is out of scope for this release.



The logo is not user-configurable or -editable.

**B** Alert Text. Programmable. Character count TBD, per Visual Design.

**C** View All Alerts button. Hard-coded to Campus Advisories site.

## Key

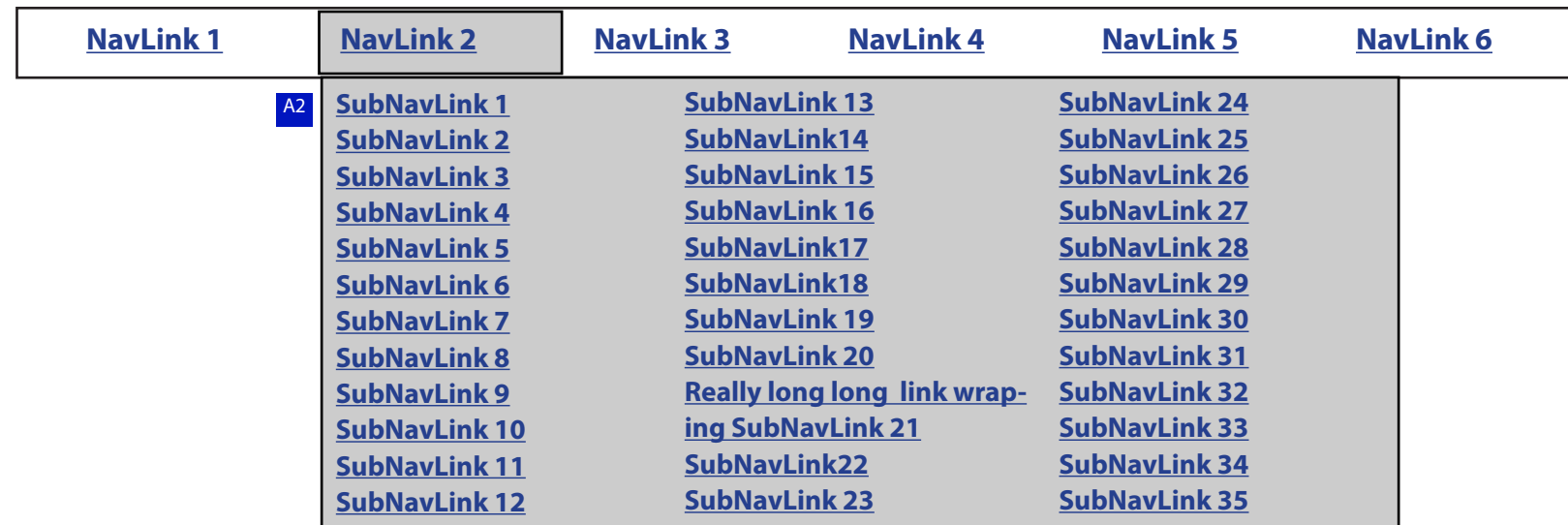
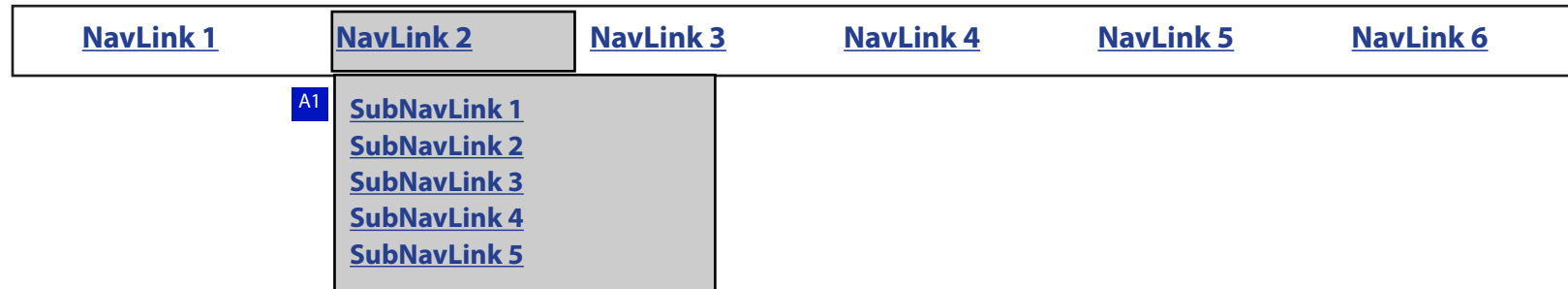
-  Mandatory component
-  Optional component
-  Repeatable component

-  Annotations
-  Visibility Dependencies



# Local Navigation

Module ID: G-3 | Package: 1



## Summary

Horizontal, page-wide module that presents the major site-wide navigation options

### ID Component Details

**A** Programmable hyperlinks. Minimum 3, maximum 8. Links spread out to fill the horizontal space as they are specified until the maximum number is reached. Onclick, these links take the user to respective Level-1 landing pages.

On mouseover, link assumes a hover state (TBD by Visual Design). When the destination page is reached, the link retains the selected state.

**A1** Subnavigation flyout. Initiated on rollover. Dismissed on rollout.

**A2** Subnavigation flyout. Initiated on rollover. Dismissed on rollout. Navigation items - maximum of 12 items. New column wraps up to the right once maximum amount of items is reached. Long lists (any list that has more than 12 items e.g., Departments) must be in alphabetical order. Shorter lists may be ordered as the editor sees fit. If any of the subnavlinks is really long (example: subnav link 21) and wraps into the second line then that column would hold only 12 lines which is 11 items.

### Key

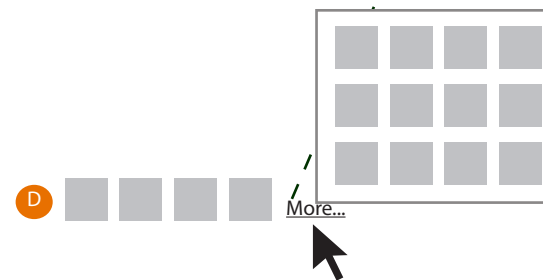

- Mandatory component
- Optional component
- Repeatable component

- A Annotations
- 1 Visibility Dependencies



# College Footer Module

Module ID: F-1 | Package: 3



## Summary

College Footer provides commonly College-related accessed links on every page. These links are specific to the college.

## ID Component Details

- A School/College name and address. System text, not editable. (Individual departments will not have an extra line)
- B School/College footer links. If links are added, the line of type will grow to the left (i.e., it is anchored right). The line of links may not be so long as to wrap to a second line.
- C Social Media links (current list: RSS Feed, Twitter, Facebook, Blogs). Also anchored right. Maximum number of icons to display is 6; in case of a need for more, see D. The sequence of the social media links is not handled by the system -- they will display in the order that the content editor enters them, with first entry displaying on the left. RSS feed is specific to the college, and not to GWU.edu. All social media links are manually configured -- system does not create any RSS feeds. Icon dimension: 16x16
- D In case of >6 icons, we will add a "More" link. Hovering over the "More" hyperlink will produce a flyout box (dismissed onMouseOut) that lists the extra links. Clicking the "More" link dispatches to a page with a full list of all Social Media destinations (page TBD).

Note Footer displays irrespective of HTTP Error types.

## Key

-  Mandatory component
-  Optional component
-  Repeatable component
-  Annotations
-  Visibility Dependencies





# University Footer Module

Module ID: F-2 | Package: 3

<b>E</b> THE GEORGE WASHINGTON UNIVERSITY	<b>F</b> <a href="#">GW Home</a>   <a href="#">Campus Advisories</a>   <a href="#">Copyright</a>   <a href="#">Privacy Policy</a>   <a href="#">Terms of Use</a>   <a href="#">Contact GW</a>   <a href="#">A-Z Index</a>
--	--

## Summary

University Footer provides commonly University-related accessed links on every page. These links are specific to the University in general.




### ID Component Details



**E** GW name. System text, not editable.

**F** GW footer links. GW-level text links are fixed and universal. The links are anchored right. On-click, they navigate to associated pages.

Note Footer displays irrespective of HTTP Error types.

### Key

-  Mandatory component
-  Optional component
-  Repeatable component

-  Annotations
-  Visibility Dependencies



# Hero Modules



# Hero Module

Module ID: H1 | Package: 1

H1.0: Hero for 1- 8 images



H1.1: Scenario -1, for Level 1 landing pages, MEDIUM HERO size



H1.2: Scenario - 2, for Level 2 Landing pages, SMALL HERO size



## Summary

Rotating carousel module for display on landing pages. If based on an animating technology, a state must be provided for degradation for browsing devices that do not support that technology. A static image must be provided for these cases.

Mandatory on school landing pages.

Content Editor can choose from these modules, based on the number of images available.

Page placement: Below G-3 (Local Navigation) and above Content Area.

## ID Component Details

### A Active Panel (605x316)

Visible for 8 seconds before rotating to the next panel.

Hover behavior TBD dependent on Visual Design.

If animation-enabling technology is absent or disabled, the carousel displays a static version of the first panel in the carousel.

### B Module Navigation

Clicking a navigation item advances the carousel to the corresponding panel. Auto-rotation then stops.

Minimum items: 1

Maximum items: 8


(If there is only one image, navigation is optional. This is also true if animation-enabling technology is absent.)

On hover over a navigation element, the element displays a hover state (description TBD depending on Visual Design). As the carousel rotates through panels, the current navigation element displays a selected state.


### C Set of 3 index image bars, on click slides the image to the left, only appears if there are 3 images in hero.

## Key

 Mandatory component

 Optional component

 Repeatable component

 Annotations

 Visibility Dependencies






# Hero Module (cont...)



Module ID: H1 | Package: 1

H1.3: Hero for 3 images to slide on click



## Key

-  Mandatory component
-  Optional component
-  Repeatable component

-  Annotations
-  Visibility Dependencies




# Local Brand

Module ID: H-2 | Package:1


H2.0: for Home page (default)



H2.1: for Level 2 landing pages (i.e; <Department> Homepage)



H2.2: for Level 1 landing pages and level 3 content pages (i.e; Dept. of Psychology)



## Summary

Page branding element presented in 3 variations for 3 different page levels as 1 whole image,

1. Sample-1, one single image of size WxH: 333x316 (2 types of content: brand and tag line)
2. Sample-2, one single image of size WxH: 333x216 or TBD as per visual design style guide (2 types of content: school brand and branch name)
3. Sample-3, one single image of size WxH: 333x80 or TBD as per visual design style guide (single content type: only brand)

Mandatory on school landing pages.

Page placement: Below G-3 (Local Navigation) and above Content Area, to the left of H1, Hero Module

Consists of two elements:

- #1 contains the school logo and top half;
- #2 contains either a motto/tagline (optional)




Asset to be provided by content contributor.



## ID Component Details

A	<b>School Branding Area</b> as part of the whole image. Static, not hyperlinked. The editor should be able to enter Alt and Title tag information No hover behavior. Mandatory
B	<b>Motto/Tagline</b> Stylized text as part of the whole image(i.e., not system text). Optional. If absent, this space remains empty.
C	<b>Channel Name</b> Stylized text as part of the whole image(i.e., not system text). Optional, If absent, this space remains empty. This element becomes Module H3 for Level 1 Landing Pages and Level 3 content pages.

Note All School Logos link back to the respective home pages.

## Key

-  Mandatory component
-  Optional component
-  Repeatable component

-  Annotations
-  Visibility Dependencies



# Local Identifier Module

Module ID: H3 | Package: 2

**Level 2 <Channel Name>**



width 940 x height 28




## Summary



Level 2 channel name: 4 columns wide, mandatory for all level 2 pages and below. Appears below H1.2, should always refer to level 2 channel name, regardless of depth in navigation. This is CMS driven by channel name. Font size, color and weight to be part of Visual Design Style Guide.

## ID Component Details

ID	Component Details
A	Page title will be max chars: 80, It needs to be a link back to <channel> Size: 940px w x 28px h)

## Key

-  Mandatory component
-  Optional component
-  Repeatable component


-  Annotations
-  Visibility Dependencies



# Local Brand School Links

Module ID: H-5 | Package: 2

H2.3: for Home page (default)



## Summary

Page branding element presented one single image of size WxH: 333x316 with 2 types of content: brand and tag line

Mandatory on school landing pages.

Page placement: Below G-3 (Local Navigation) and above Content Area, to the left of H1, Hero Module

Consists of two elements:

#1 contains the school logo and top half;

#2 contains set of links to different schools under the same umbrella

Asset to be provided by content contributor.

## ID Component Details

**A School Branding Area** as part of the whole image. Static, not hyperlinked. The editor should be able to enter Alt and Title tag information.

No hover behavior.

Mandatory

**B School Links** Set of links, to navigate to respective Schools/colleges under an umbrella (for example: Medical center has SPHHS, SMHS etc;)


Links overlay the lower half of the background graphic. List of hyperlinks is anchored center-bottom, and list grows upward.

Maximum characters for each hyperlink: 40. No wrapping.


Max - 5 Links, min. 0 (at least 2 links must be present; this will be enforced through governance). Contributed by Content/Channel. Links open in same browser window. May be internal and external. Manually configured and named. Manually sorted.

## Key

 Mandatory component

 Optional component

 Repeatable component

 Annotations

 Visibility Dependencies



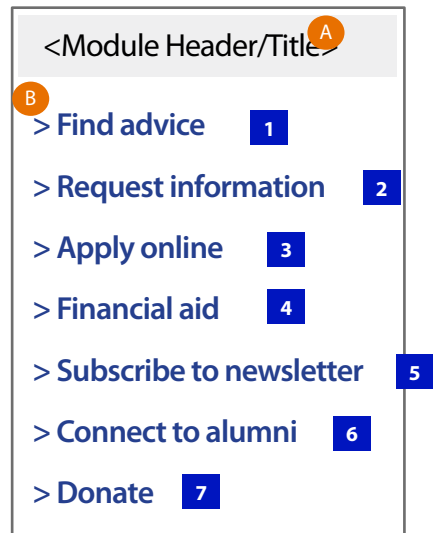
# Content Modules





# Module: CM-1

## 1-Col Text Link



### Summary

This a generic module of 1 col width, displays a set of min 3 and max 7 deep links, quickly takes the user to the respective details pages. All contents in this module are content driven, enforced via governance & training. This module is **required**.

### ID Component Details

ID	Component Details
A	Editable Max chars: 40
B	Bullet list of Links: Min. 3 and Max. 7 links
1	Deep link Onclick takes the user to <TBD> page. max chars: 30
2	Deep link Onclick takes the user to <TBD> page. max chars: 30
3	Deep link Onclick takes the user to <TBD> page. max chars: 30
4	Deep link Onclick takes the user to <TBD> page. max chars: 30
5	Deep link Onclick takes the user to <TBD> page. max chars: 30
6	Deep link Onclick takes the user to <TBD> page. max chars: 30
7	Deep link Onclick takes the user to <TBD> page. max chars: 30

### Key

	Mandatory component		Annotations
	Optional component		Visibility Dependencies
	Repeatable component		



# Ad Space Module

Module ID: CM-2 | Package: 1

Sample 1: 3 Columns Width



Sample 2: 2 Columns Width



Sample 3: 1 Column Width



## Summary

There are 3 different sizes for this module in order to display content types such as Apply Now, Give, etc.

- Consists of a static image with static text
- This module is optional.

**Note:** 2 and 3 columns variations are descope for June launch per Paula's decision on 4/13

## ID Component Details

A Sample 1 is a "3-col Width Ad Space" which contains a static image.

### Media Type Specifications

Media: Static Image

Size: (width: 700 x Height: Ind. Std. or as Content demands)

CMS-driven

Action: Clickable. Navigates to associated URL.

B Sample 2 of an "Ad Space" module. The same rules apply as mentioned above except the static image occupies a 2-column width.

### Media Type Specifications

Media: Static Image

Size: (width: 460 x Height: Ind. Std. or as Content demands)

CMS-driven

Action: Clickable. Navigates to associated URL.

C Sample 2 of an "Ad Space" module. The same rules apply as mentioned above except the static image occupies a 1-column width.

### Media Type Specifications

Media: Static Image


Size: (width: 220 x Height: Ind. Std. or as Content demands)


CMS-driven


Action: Clickable. Navigates to associated URL.

## Key

 Mandatory component

 Optional component

 Repeatable component

 Annotations

 Visibility Dependencies



# 2-Column Tabbed Teaser Module

Module ID: CM-3 | Package: 1



#1: Tabbed Module with Video and Images

## Summary

Two-column tabbed module allows multiple articles to reside in one space. Either a video or a static image may be used. It is manually edited. The editor should be able to control the tab-order.

This module is required in the top middle of the Content Area, in the context of the About the School/Message from the Dean content. This distinguishes it from MM-1, Video Aggregator, which is a more general-purpose module for showing collections of videos, either on the landing page or further down in the site hierarchy.

While the module is required, a video to display is not. A static image may be used.

The module's layout (tabs with image/video left, text right) is fixed, since it is designed for the top-center position in the content area of a school's landing page.

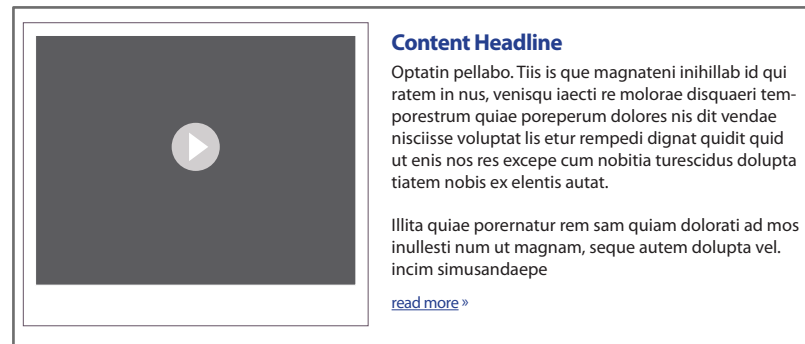
## ID Component Details

ID	Component Details
A	Reserved
B	Video or image space. If occupied by a link to a video, on click of either the thumbnail or the "play now" link, the video will play using Lightbox technology, with player-provided controls. Thumbnail display is optional. Dimension: 85X63. Behavior: <ul style="list-style-type: none"> <li>•User clicks either video play button or the [play now] link.</li> <li>•Video player assumes control of browser window, placing a gray overlay over the portion of the screen not occupied by the player</li> <li>•Video is dismissed by a clearly visible X-control</li> <li>•Upon dismissal, browser window returns to normal state</li> </ul> If a static image is used, it, and its accompanying "read more" link should be linked to the same destination as (E). An image or video is required. Image size is 85 x 63.
C	Tabs control the content of the module. Minimum 2, maximum 3. Tabs are optional, and are suppressed if the module is used to display only one article (see CM-3.1 below). Tab labels are CMS-driven and editable. The topmost (first in read-order) tab is the default. If JavaScript is disabled, tabs are suppressed and only the first panel is displayed. The non-default tabs will assume a rollover state on hover. The "play now" (or "read more" or "view photo gallery") link will be inactive until the tab they occupy is in the rollover state.  On-click of "Play Now" or "View photo gallery" or "Play" icon in "Untabbed Module with Video" this lightbox (CM-27)(#1: video player) will open.
D	Content teaser. Will truncate with ellipses after 256 characters.
E	Hyperlink to full details page. Editable. Optional element - if not supplied, will be suppressed. Destination TBD.
F	Teaser Title, max chars 40, clickable, link to full details page.



# 2-Column Tabbed Teaser Module (cont...)

Module ID: CM-3 | Package: 1








#2: Untabbed Module with Video



#3: Untabbed Module with Image

### Key

-  Mandatory component
-  Optional component
-  Repeatable component

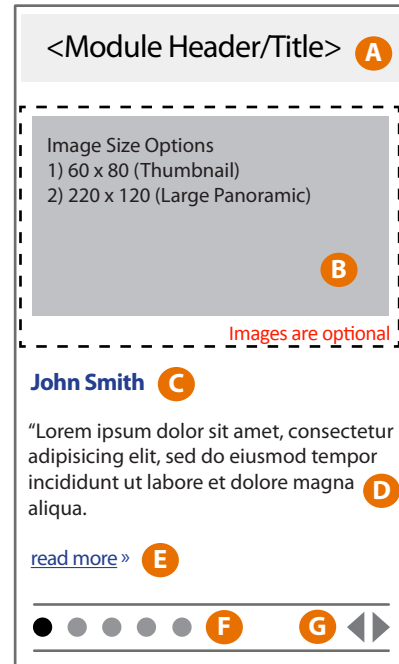
-  Annotations
-  Visibility Dependencies



# Carousel Teaser Module

Module ID: CM-4 | Package: 1

## Variation #1: 1 Col. Carousel Teaser with slider



## Variation #2: 1 Col. Carousel Teaser without slider



### Summary

- Module displays in 1 Column grid.
- This module has 2 variations, 1) With Slider 2) Without Slider
- If content types exceed 3 then "Module CM-14" can be used (Please refer to CM-14 Module for details).
- This module is optional and can be used for several content types such as "Featured Faculty", "Featured Department" or "Featured Research" in both the right or left rail.

There are 2 functions for this module.

**1) Manual Sliders:** All contents (Image, Summary Text, and Link) slides horizontally by clicking Prev/Next Icons (Element G).

**2) Display Specific Slide:** All contents (Image, Summary text, Link) displays by clicking a "specific" icon in the "Slide" element. (Element F)

**Non-javascript Behavior:** For the older browser versions or javascript disabled, the module will act manually by clicking arrows and/or slider icons (element F, G). On click, the module will be refreshed with respective slides in loop.

### ID Component Details

- | ID | Component Details  |
|----|--|
| A  | The element displays "Module Header/Title" which can accommodate up to 20 chars. This element is CMS driven.   |
| B  | The element displays "Images". This element is "Optional" and CMS driven. There are two sizes of images can be used.<br>1) 60 x 80 (Thumbnail)<br>2) 220 x 120 (Large Panoramic)   |
| C  | The element is a link, it navigates to associated details sub-page, displays "Contextual Title" which can accommodate up to 20 Chars. This element is CMS driven. Titles (Dr., Mr., Ms., etc.) will not be displayed. Honorifics, degrees and other matter that can follow a listed name (Esq., Ph. D., etc.) will likewise not be displayed, unless it is necessary to distinguish one name from another (e.g., Jr., Sr., III, etc). The decision to display this information is at the discretion of the content editor. |
| D  | The element displays "Text/Copy" which can accommodate up to 256 Chars. This element is CMS driven.  |
| E  | The element is a link which can accommodate up to 20 Chars. On-Click, it navigates to associated details sub-page. This element is CMS driven.   |

*Annotations Continue on Next Page...*








# Carousel Teaser Module (cont...)

Module ID: CM-4 | Package: 1

ID	Component Details
F	The element displays "Slider Icons". The number of Icons will be displayed based on the number of slides. The icon has two states 1) Active State: (Black) Indicates visible slide 2) In-active State: (Gray) Indicates non-visible slide.
G	The element displays "Prev/Next Icons". On click, it navigates either to Previous or Next slide.
H	The element displays "Variation #2" of this module "Without a Slider". The same rules apply as mentioned above.

## Key

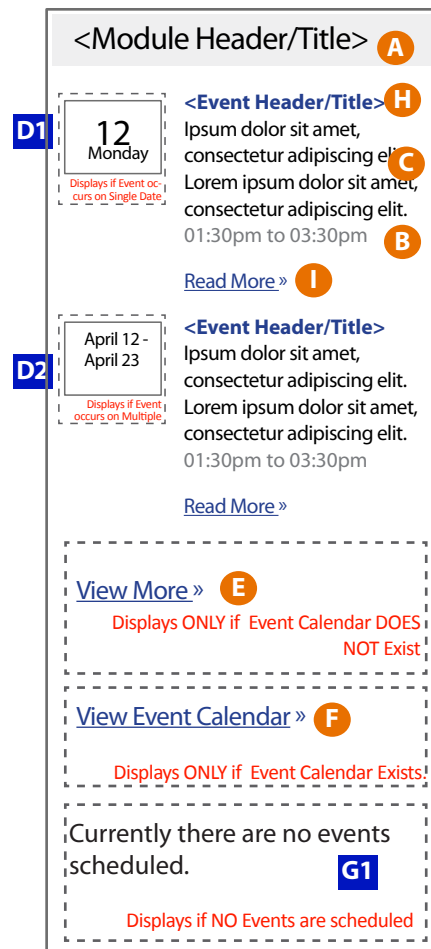
-  Mandatory component
-  Optional component
-  Repeatable component

-  Annotations
-  Visibility Dependencies



# Upcoming Events Module

Module ID: CM-5 | Package: 1



## Summary

- Module displays in 1 Column grid.
- This module is specific to display "Upcoming Events".
- The module is "Required" and intended for the designated rail.

## Description of an "Event Behavior":

- Display order of events is up to the content contributor.
- Event will be manually entered by content contributor, but dynamically expired and removed from display when event is past date.
- All items in the list will ascend one slot, and the bottom slot will be occupied by another event.
- A maximum 6, and a minimum of 1 events can be accommodated in this module.
- Event expiration rules:
  - **Multiple day events:** always have an end date, expire on date +1
  - **Single-day events:** Either require end date same as start date, expire on d+1 -- or, if end-date is missing, expire on start date +1
  - **Recurring events:** control what content contributors put as an end date -- no save without end date.

## ID Component Details

A	The element displays "Module Header/Title" which can accommodate up to 20 chars. This element is CMS driven.
B	The element displays "Event Time Format". This element is CMS driven. Please refer the description of an "Event Behavior" mentioned above.
C	The element displays "Text/Copy" which can accommodate up to 256 Chars. This element is CMS driven. Please refer the description of an "Event Behavior" mentioned above.
D1	The element displays "Event Date Format" for the event occurs on " <b>Single Date</b> ". The element can be implemented thru CSS Stylized Text. The element is CMS driven. Please refer the description of an "Event Behavior" mentioned above.
D2	The element displays "Event Date Format" for the event occurs on " <b>Multiple Date</b> ". The element can be implemented thru CSS Stylized Text. The element is CMS driven. Please refer the description of an "Event Behavior" mentioned above.

Annotations Continue on Next Page...

## Key

	Mandatory component		Annotations
	Optional component		Visibility Dependencies
	Repeatable component		






# Upcoming Events Module (cont...)



Module ID: CM-5 | Package: 1

## ID Component Details

E	The elements displays a link "View More" which can accommodate up to 20 Chars. On-Click, it navigates to "Event Listing" page. This element is CMS driven. Displays ONLY if there is no Event Calendar and Events are displayed in a laundry-list format.
F	The elements displays a link "View Event Calendar" which can accommodate up to 20 Chars. On-Click, it navigates to External Calendar, ONLY if one exists. This element is CMS driven. Its either E or F.
G1	The elements displays message. It displays only if there are no events scheduled.
H	The element displays "<Event Header/Title>" which can accommodate up to 20 Chars. This element is CMS driven. The element is a link to respective Event details page. Please refer the description of "Event Behavior" mentioned above.
I	The element displays "<Read More>" link which can accommodate up to 20 Chars. This element is CMS driven. The element is clickable, it navigates to respective Event details page. Please refer the description of "Event Behavior" mentioned above.

### Key

-  Mandatory component
-  Optional component
-  Repeatable component

-  Annotations
-  Visibility Dependencies





# Latest News Module

Module ID: CM-6 | Package: 1

## Sample A: 1 Col. Listing with Images

<Module Header/Title> **A**

60 x 60 **B** **H** **C**

<News Header/Title> **H**

ipsum dolor sit amet, consectetur adipiscing elit. Lorem ipsum dolor sit amet, consectetur adipiscing elit. Mon, Jan 20, 2010 **D**

<Read More> **I**

60 x 60

<News Header/Title>

ipsum dolor sit amet, consectetur adipiscing elit. Lorem ipsum dolor sit amet, consectetur adipiscing elit. Mon, Jan 20, 2010

<Read More>

60 x 60

<News Header/Title>

ipsum dolor sit amet, consectetur adipiscing elit. Lorem ipsum dolor sit amet, consectetur adipiscing elit. Mon, Jan 20, 2010

<Read More>

<View All News> **E**

## Sample B: 1 Col. Listing without Images

<Module Header/Title>

<News Header/Title>

ipsum dolor sit amet, consectetur adipiscing elit. Lorem ipsum dolor sit amet, consectetur adipiscing elit. Mon, Jan 20, 2010

<Read More>

<News Header/Title>

ipsum dolor sit amet, consectetur adipiscing elit. Lorem ipsum dolor sit amet, consectetur adipiscing elit. Mon, Jan 20, 2010

<Read More>

<News Header/Title>

ipsum dolor sit amet, consectetur adipiscing elit. Lorem ipsum dolor sit amet, consectetur adipiscing elit. Mon, Jan 20, 2010

<Read More>

<View All News>

## Summary

- Module displays in 1 Column grid.
- This module can be treated with three options 1) With Image 2) Without Image 3) Combined (i.e. with and/or without images)
- These samples can be used as per needs and requirement to display "Latest News".
- The module is "optional" and intended for left rail.

## Description of "Latest News Behavior":

- The most recent news must be displayed at the top, after that it will no longer be displayed, however there is no automated functionality to expire news items.
- If multiple news items occurs on same day, the system uses the most recently modified based on time-stamp.
- All items in the list will ascend one slot, and the bottom slot will be occupied by another news.
- A maximum of 3, and a minimum of 0 news can be accommodated in this module.
- If there are no news then the module will not be displayed.

## ID Component Details

A	The element displays "Module Header/Title" which can accommodate up to 20 chars. This element is CMS driven.
B	The element displays "Image". The image size is "60x60". This element is CMS driven. The element is clickable, it navigates to respective news details page. Please refer the description of "Latest News Behavior" mentioned above.
C	The element displays "Text/Copy" which can accommodate up to 256 Chars. This element is CMS driven. Please refer the description of "Latest News Behavior" mentioned above.
D	The element displays "Text/Copy" which contains date(s). The date format can be used as displayed i.e. Month, Date, Year (January 20, 2010). This element is CMS driven. Please refer the description of "Latest News Behavior" mentioned above.
E	The elements displays a link "View All News" which can accommodate up to 20 Chars. On-Click, it navigates to "News Listing" page. This element is CMS driven.
F	The element displays "Sample 2" of the same module. The only difference in this sample is that "News contents are displayed WITHOUT images. All rules apply as mentioned above.

"Annotations Continue On Next Page" on page 2



# Latest News Module (cont...)

Module ID: CM-6 | Package: 1

## Sample C: 1 Col. Listing Combined (with/without Images)

<Module Header/Title>

60 x 60 **<News Header/Title>**  
ipsum dolor sit amet,  
consectetur adipiscing elit. **G**  
Lorem ipsum dolor sit amet,  
consectetur adipiscing elit.  
Mon, Jan 20, 2010  
[<Read More>](#)

**<News Header/Title>**  
ipsum dolor sit amet,  
consectetur adipiscing elit.  
Lorem ipsum dolor sit amet,  
consectetur adipiscing elit.  
Mon, Jan 20, 2010  
[<Read More>](#)




60 x 60 **<News Header/Title>**  
ipsum dolor sit amet,  
consectetur adipiscing elit.  
Lorem ipsum dolor sit amet,  
consectetur adipiscing elit.  
Mon, Jan 20, 2010  
[<Read More>](#)



[<View All News>](#)

### ID Component Details

- G** The element displays "Sample C" which can be used to display News items with or without images (Please refer module wireframe - Sample C). The image placement will be empty whereas contextual text alignment should be maintained.
- H** The element displays "<News Header/Title>" which can accommodate up to 20 Chars. This element is CMS driven. The element is a link, navigates to respective news details page. Please refer the description of "Latest News Behavior" mentioned above.
- I** The element displays "<Read More>" link which can accommodate up to 20 Chars. This element is CMS driven. The element is clickable, it navigates to respective news details page. Please refer the description of "Latest News Behavior" mentioned above.

### Key

-  Mandatory component
-  Optional component
-  Repeatable component

-  Annotations
-  Visibility Dependencies



# Featured Programs Module

Module ID: CM-7a | Package: 2



## Summary




This module allows users to select featured programs selected by the administrator.



This module is optional and it is intended for the center column.

## ID Component Details

ID	Component Details
A	Module title. CMS-driven.
B	Image. CMS-driven. Mandatory. The Program associated with the <Program 1> promotion must have an image associated with it.
C	Programmable link. On-click will open a new window with the relevant program description page found in program finder.
D	"Link placeholder" for future use of filtering program purposes.
E	Programmable links; minimum 3; maximum 8. On-click will open a new window with the relevant program description page found in program finder.

## Key

-  Mandatory component
-  Optional component
-  Repeatabl component

-  Annotations
-  Visibility Dependencies



# Tag Cloud Module

Module ID: CM-8 | Package: 1

<Module Header/Title> A

**About Academic Alumni** B

**Campus Departments Graduate**

**Programs Undergraduate**

Schools Science

## Summary

Tag cloud is a specific module of 2 col width, displays a set of 10 deep links to take the user quickly to the respective details pages. This module is position is fixed in the template and can't be moved around or reused for any other purpose. This module is only specific to landing pages.

These links are CMS fed and manually customized links to important sections of site as - schools, programs, student services, faculty resources, courses, faculty information etc; Content contributor/Channel structure decide the key words to be appeared in tag cloud. The keyword can be extracted on the basis of "most important" or "most searched" or "frequently visited" page of the site.

The Links should be displayed in **Alphabetical** order. Weight to be controlled by Content Contributor/Channel Structure.

The **visual treatment** specifications i.e.; Font face, Font size, Color, Justification will be covered as part of the Visual Design Style-guide, whatever suits the design system holistically.

- Tag cloud links are alphabetically ordered.
- Maximum of 10 links, minimum of 7.
- The weight of the links will be grouped in the following manner: links 1 - 3 receive highest priority, links 4 - 7 receive a medium priority, and links 8 - 10 receive the lowest priority.
- Content admin will decide the priority/weight of the content.

## ID Component Details

ID	Component Details
A	Editable, max chars 40
B	Deep link, Academic onclick takes the user to < For example: <a href="http://www.columbian.gwu.edu/academics.html">http://www.columbian.gwu.edu/academics.html</a> > page. Links are internal. Apply Now despite an external link, can be part of tag cloud. Max chars : <b>20</b> (preferred as single word link)

## Key

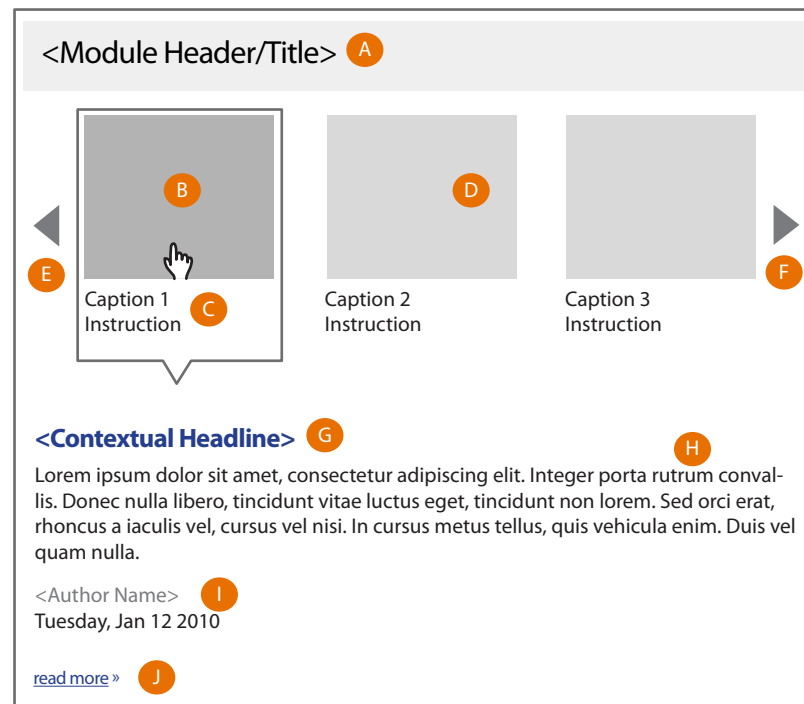
- Mandatory component
- Optional component
- Repeatable component

- A Annotations
- 1 Visibility Dependencies



# 2 Columns Carousel Module

Module ID: CM-9 | Package: 1



## Summary

This is a 2-col (JQ) carousel module, has the ability to display images and related content instances. This carousel will display total 3 instances at a time with Max 9 instances, and it will be positioned in 2 col-span in center 2 columns for the landing pages.

## Display Scenarios:



1. Display 3 instances at a time.
2. Instance 1 on left will be selected as default (see elements B, C).
3. On-click of any image (B, D), the image state will get replaced as "Selected-State" and associated headline, description and link will be displayed (see elements G,H,I).
4. On-click of "Next Arrow" (F), the next set of instances will be displayed.
5. On-click of "Previous Arrow" (E), the previous set of instances will be displayed.
6. The set of images for carousel can either be Portrait, Square or Landscape but not mixed. The recommended image size is 110 X 110 (Square).

## ID Component Details

A	The element displays Module <Header/Title>. The element is CMS driven which can be edited as per needs. The element can accommodate up to 40 chars.
B	The element displays default "Selected" Image. The recommended image size is 110 X 110 (Square).
C	The element displays a short "Caption" and "Instruction" related to a particular content instance. The element serves as indication of content for non-selected item. The max char limit is 10+10 chars. This element and its individual components are "Optional". The selected state will be displayed in a "bold font".
D	The element displays Image as "Normal" state. The recommended image size is 110 X 110 (Square).
E	The element displays Left Arrow (Icon). The icon is clickable ONLY if previous set of instance(s) are available to display. Front end technology will be used to define the behavior of Active and In-active state of icons. Image size: 6x12
F	The element displays Right Arrow (Icon). The icon is clickable ONLY if next set of instance(s) are available to display. Front end technology will be used to define the behavior of Active and In-active state of icons. Image size: 6x12
G	Displays "Contextual Headline, CMS driven, related to the "Selected instances" in gallery. The element is required, however the link is optional. On-click, it navigates to details page associated to the displayed story. Max chars: <40>

*Annotations Continue on Next Page...*

## Key

	Mandatory component		Annotations
	Optional component		Visibility Dependencies
	Repeatable component		



# 2 Columns Carousel Module (Cont...)


Module ID: CM-9 | Package: 1


## ID Component Details


H	Displays short description, CMS driven, related to the "Selected instance" in a gallery. Max chars: <256>
I	The <Author Name> and Date elements are optional and they will display if they are part of the content.
J	Read more link, URL is CMS driven, related to the "Selected instance" in a gallery. Display is optional; thus, if story is self-contained and no detail page is needed it shouldn't display. On-click, it navigates to the detail page associated to the displayed story.

### Key

 Mandatory component

 Optional component

 Repeatable component

 Annotations

 Visibility Dependencies



# Dynamic Links w/ Dropdown Module

Module ID: CM-10 | Package: 1

<Module Header/Title>

I am a: A

Undergraduate student B

- Current student 1
- Parent
- International student
- Alumnus
- Prospective graduate student
- Prospective faculty

> [Selection-Related Link #1](#)

> [Selection-Related Link #2](#) C

> [Selection-Related Link #3](#)

> [Selection-Related Link #4](#)

> [Selection-Related Link #n](#)

## Summary

This is a 1-col module, optional, preferred placement in the right column. This module will allow the user to personalize the browsing experience. User (e.g., a prospective student) self-selects from the drop-down menu, and the links switch to a set appropriate to that selection. If javascript switched off, browser displays the consolidated list for all options.

**Dev. note:** The user should be able to see his personalized/generated links in this module, anytime he/she comes back to this page from some other page in the same session.

## ID Component Details

- |   |   |
|---|---|
| A | Label: "I am a..." to be appeared as standard to all schools/colleges.  |
| B | Form Field: Dropdown select box, onclick expands to show available options, the default option and the order of options to be chosen/configured by the Content Editor/Channel Structure of respective school/college.<br>No of options: <TBD>   |
| 1 | Onclick displays the options of the dropdown select box. Dropdown options can vary from 0-10, at least 3 preferred.<br>Max chars: 30  |
| C | List of (max)5 links gets generated based on the options selected above. Onclick takes the user to respective details page <TBD>. Links to be provided by Content Editor/Channel Structure of respective school/college . Links can be internal or external. Min. 1 to Max. 6 links to be displayed for each option changed above.<br>Max chars: 30 chars |
| D | Editable<br>Max chars: 40   |

## Key

- Mandatory component
- Optional component
- Repeatable component

- A Annotations
- 1 Visibility Dependencies



# Featured Social Media Module

Module ID: CM-11 | Package: 1

The screenshot shows a featured social media module with the following components and annotations:

- A**: 60 x 60 image placeholder
- H**: <Module Header/Title>
- B**: <Title social media>
- C**: Subtitle: CO2, Oil, Electric Vehicles, Wind and Solar
- D**: Ken Zweibel, January 27, 2010
- E**: Lorem ipsum dolor sit amet, consectetur adipiscing elit. Quisque venenatis urna ac nisl ullam. In cursus metus tellus, quis vehicula enim. Duis vel quam nulla.
- F**: [read more »](#)
- G**: [view all <CCAS> social media »](#)

## Summary

This is 1-col module displays a featured social media (current/archived) with title, short description, with image and author's name with date/time stamp and enables a link to see details of this featured social media as well. All the above information are from content contributor/editor/channel structure. This is restricted only to the right column in the grid.

## ID Component Details

ID	Component Details
A	Image related to featured social media, left aligned and text wrapped around. Image size: 60x60
B	Title of the featured Social Media, max chars 15, this is also a link to take the user to the Details/Article page, editable based on social media type.
C	Sub-title of the featured Blog, Max chars: 40
D	Author name with date/timestamp, as it is in the content of social media.
E	Short description or may be the first 256 characters of the first paragraph of the social media or article content. Max chars : 256
F	Read more link, enables the user to go to the details/content page.
G	See all <school name> social media link: enables the user to go the details page where all blogs are put together in a detailed/article page.
H	Editable Max chars: 20

## Key

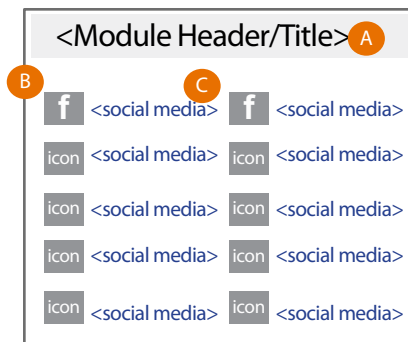
	Mandatory component		Annotations
	Optional component		Visibility Dependencies
	Repeatable component		





# Social Media Icons Module

Module ID: CM-12 | Package: 1






## Summary



This is 1-col module displays list of (0 to10) icons and link of 3rd party Social book-marking site as decide by the Content editor/Channel Structure. This module is optional and intended for the right hand column in the grid. All links are external.

## ID Component Details

ID	Component Details
A	Editable Max chars: 40
B	Social Site Icon, clickable to take the user to respective web site/group home page (eg; www.facebook.com/gwucolumbian) Icon size:16x16
c	Social site name, as a link to the respective web site/group home page (eg; www.facebook.com/gwucolumbian) max chars for link: not applicable, as it comes form third party

## Key

-  Mandatory component
-  Optional component
-  Repeatable component

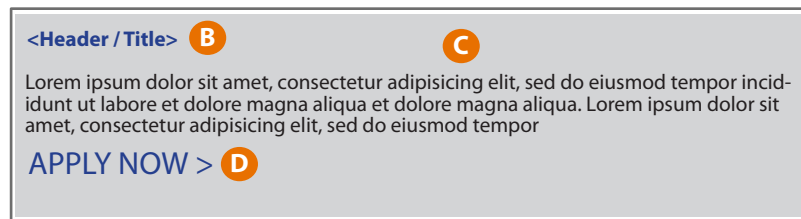
-  Annotations
-  Visibility Dependencies



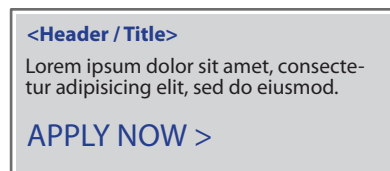
# Apply Now Module

Module ID: CM-13 | Package: 1

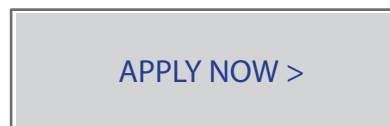
Sample A: 2 Columns Width



Sample B: 1 Column Width




Sample C: CSS Rendered Button Style




## Key

 Mandatory component

 Optional component

 Annotations

 Visibility Dependencies

 Repeatability component

## Summary

- The module provide 2 different sizes to display contents such as “Apply Now,” “Give Now,” etc.
- The module is structured as a background image behind editable foreground text that contains Title, Summary Text and a Link.
- All contents are CMS driven.
- This module is optional and intended for the designated rail.

**Note:** 2 and 3 columns variations are descope for June launch per Paula’s decision on 4/13

## ID Component Details

A	This element displays at 2 columns’ width; it contains a background image. This image can either be static or animated. Please refer to visual design style guide for more details. <b>Media Type Specifications</b> Media: Static Image Size: (width: 460 x Height: Ind. Std.) CMS Driven Action: Clickable, it navigates to associated URL
B	The element displays <Header/Title>. The element is CMS driven which can be edited as per the needs/requirements. The element can accommodate up to 20 chars. This element is a link and it navigates to associated sub-page / URL.
C	The element displays “Summary Text”. The element is CMS driven which can be edited as per the needs/requirements. The element can accommodate up to 256 chars.
D	The element displays a Link “Apply Now” or “Give Now” which navigates to associated sub-page / URL.
E	Sample B: The same rules apply as mentioned above except the background image occupies 1 column’s width and the summary text can accommodate up to 100 Chars. Please refer visual design style guide for more details. <b>Media Type Specifications</b> Media: Static Image Size: (width: 220 x Height: Ind. Std.) Source: CMS Driven Action: Clickable, it navigates to associated URL
F	The element displays “Sample C”. The background image can be treated as HTML/CSS Rendered button styles and HTML/CSS styled text overlaid. The elements are CMS driven. Please refer visual design style guide for more details. <b>Media Type Specifications</b> Media: Static Image Size: (width: 220 x Height: Ind. Std.) Source: CMS Driven Action: Clickable, it navigates to associated URL



# In The Spotlight Module

Module ID: CM-14 | Package: 1

<Module Header/Title> **A**

Featured <Faculty> **B**

Image Size Options  
1) 60 x 80 (Thumbnail)  
2) 220 x 120 (Large Panoramic)

**C**

Images are optional

**John Smith** **D**

"Lorem ipsum dolor sit amet, consectetur adipisicing elit, sed do eiusmod tempor incididunt." **E**

[read more »](#) **F**

**John Smith**

"Lorem ipsum dolor sit amet, consectetur adipisicing elit, sed do eiusmod tempor incididunt."

[read more »](#)

**John Smith**

"Lorem ipsum dolor sit amet, consectetur adipisicing elit, sed do eiusmod tempor incididunt."

[read more »](#)

**G** **H**

Displays repeatable component with 2 different functions. Please refer Annotations.

## Summary

- Module displays in 1 Column grid.
- It facilitates repeating content instances vertically under the header <In The Spotlight>.
- Each component can accommodate maximum 5 slides.
- Each slide contains minimum of 0 and maximum of 3 content instances.
- If content types exceeds to 3 then "Module CM-9" can be used (Please refer CM-9 Module).
- The module displays two separate fixed height classes, one for the use of the small picture size (60x80) and another for the use of the large panoramic picture size (220x120).
- This module is optional and intended for the left/right rail.

There are 2 different functions for this module.

**1) Manual Sliders:** All contents (Elements B, C, D, E, F) slides horizontally by clicking Prev/Next Icons (See Element H).

**2) Display Specific Slide:** All contents (Elements B, C, D, E, F) displays by clicking a particular icon in the "Slide" element. (See Element G)

**Non-javascript Behavior:** For the older browser versions or javascript disabled, the module will act manually by clicking arrows and/or slider icons (element G, H). On click, the module will be refreshed with respective slides in loop.

## ID Component Details

A	The element displays Module <Header/Title> which can accommodate up to 20 chars. This element is CMS driven.
B	The element displays "Contextual Title" which can accommodate up to 20 chars. This element is CMS driven.
C	The element displays one image, associated with the first element displayed. This element CMS driven. There are two sizes of images which can be used. 1) 60 x 80 (Thumbnail) 2) 220 x 120 (Large Panoramic)

*Annotations Continue on Next Page...*






# In The Spotlight Module (cont...)



Module ID: CM-14 | Package: 1

## ID Component Details

D	The element is a link, it navigates to associated details sub-page, displays "Contextual Title" which can accommodate up to 40 Chars and should not wrap. This element is CMS driven. Titles (Dr., Mr., Ms., etc.) will not be displayed. Honorifics, degrees and other matter that can follow a listed name (Esq., Ph. D., etc.) will likewise not be displayed, unless it is necessary to distinguish one name from another (e.g., Jr., Sr., III, etc). The decision to display this information is at the discretion of the content editor.
E	The element displays "Text/Copy" which can accommodate up to 100 Chars. This element is CMS driven.
F	The element is a link which can accommodate up to 20 Chars. On-Click, it navigates to associated details sub-page. This element is CMS driven.
G	The element displays "Slider Icons". The number of Icons will be displayed based on the number of slides. The icon has two states 1) Active State: (Black) Indicates visible slide 2) In-active State: (Gray) Indicates non-visible slide.
H	The element displays "Prev/Next Icons". On click, it navigates either to Previous or Next slide.
K1	The element indicates "Repeatable Component" inside module. All rules apply as mentioned above.

### Key

-  Mandatory component
-  Optional component
-  Repeatable component

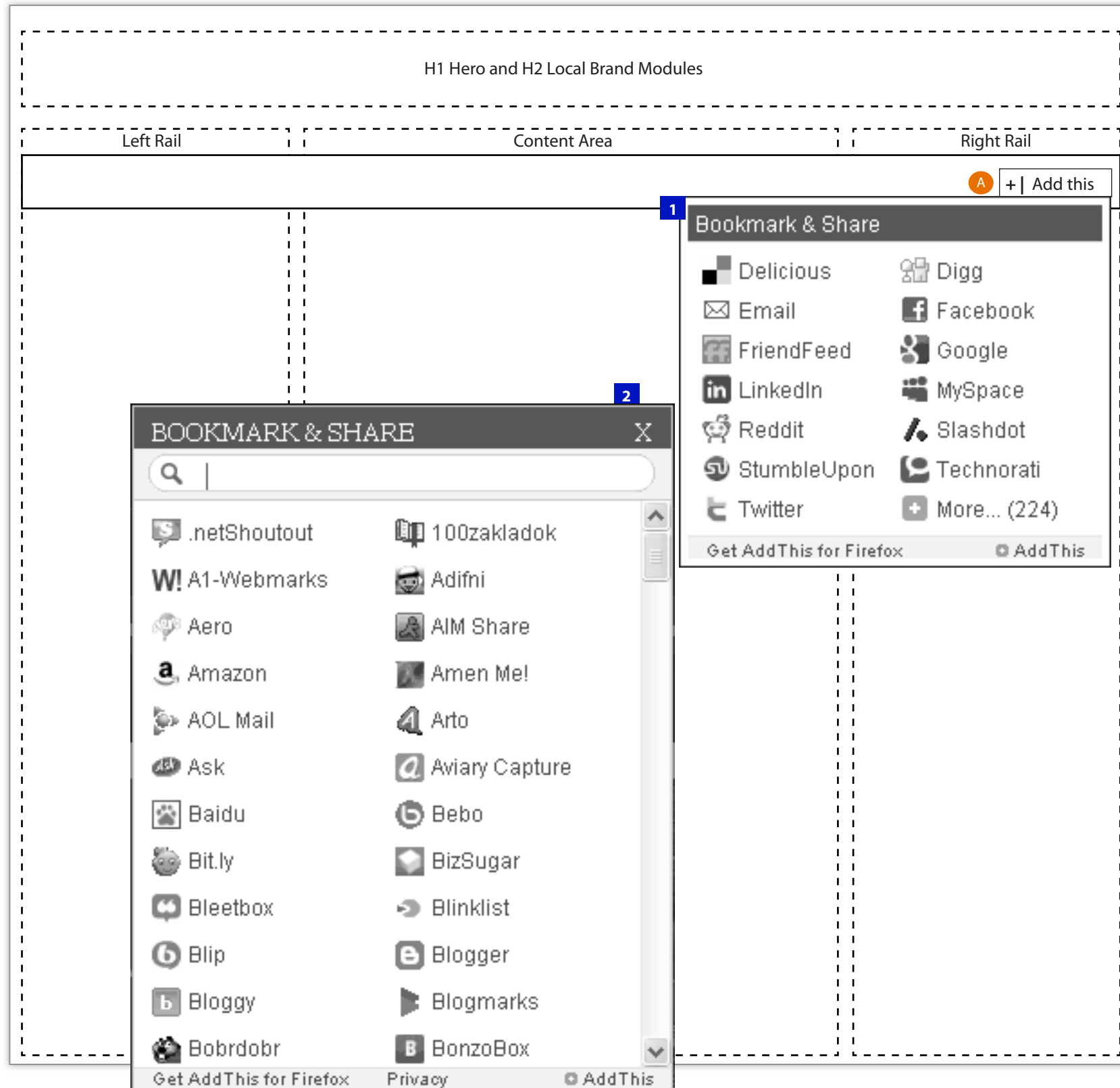
-  Annotations
-  Visibility Dependencies



# RSS Feed Bookmark Module

Module ID: CM-15 (4 Columns) | Package: 1

Sample A: 4 Columns Width



## Summary

This module will contain the Add This RSS Feed generator button as required for every page. There are two variations for this module: (1) a 4-column variation that spans the width of the page for templates 1 and 2 and (2) a 1-column variation employed for all other templates. When using the 1-column variation the side navigation element on the left rail should move up to be at the same level as this module.

## ID Component Details

A Button/Image: Third party customized button, onclick opens option 1.

A1 Set of Social Site Icons, click to add this page as bookmark/share. Icons and text are third party plug-ins, can't be customized. It has more option link with a "+" icon at the end which enables the module 2 below.  
\* The options shown are as it is from the third party (<http://www.addthis.com/>) site.

A2 This one opens in a light box with a search enabled text box to find/view remaining 224 options available. Again this is from third party site, can't be customized.  
\* The options shown are as it is from the third party (<http://www.addthis.com/>) site.

*Annotations Continue on Next Page...*

## Key

- Mandatory component
- Optional component
- Repeatable component

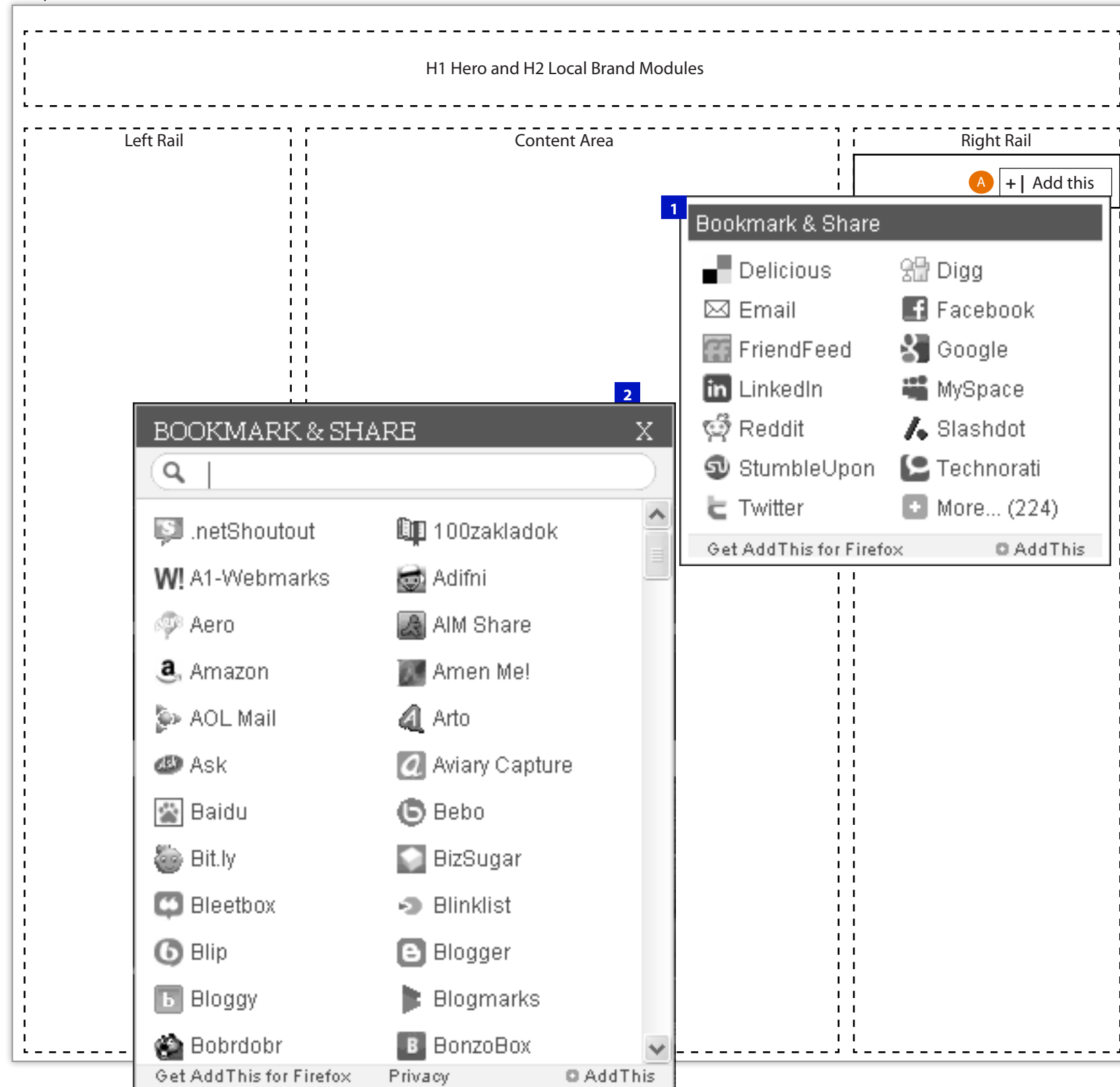
- A Annotations
- 1 Visibility Dependencies



# RSS Feed Bookmark Module

Module ID: CM-15 (1 Column) | Package: 1

Sample B: 3 Columns Width



### Key

- Mandatory component
- Optional component
- Repeatable component

- Annotations
- Visibility Dependencies



# Lists Module

Module ID: CM-16 | Package: 2

Module CM-16: 2-column list, manually programmed

<p><b>A</b> &lt;Module Header/Title&gt;</p> <p><b>B</b> • <u>Clinical Research Administration</u></p> <ul style="list-style-type: none"> <li>• <u>Astronomy</u></li> <li>• <u>Clinical Laboratory Science</u></li> <li>• <u>Bachelor's Degree Completion Program in Integrated Information, Science, and Technology</u></li> <li>• <u>Biological Sciences</u></li> <li>• <u>Chemistry</u></li> <li>• <u>Athletic Training</u></li> <li>• <u>Clinical Health Sciences (Military Only)</u></li> <li>• <u>Clinical Management and Leadership</u></li> </ul>	<p><b>C</b> &lt;Module Header/Title&gt;</p> <ul style="list-style-type: none"> <li>• <u>Clinical Research Administration</u></li> <li>• <u>Astronomy</u></li> <li>• <u>Clinical Laboratory Science</u></li> <li>• <u>Bachelor's Degree Completion Program in Integrated Information, Science, and Technology</u></li> <li>• <u>Biological Sciences</u></li> <li>• <u>Athletic Training</u></li> <li>• <u>Clinical Health Sciences (Military Only)</u></li> <li>• <u>Chemistry</u></li> <li>• <u>Clinical Management and Leadership</u></li> <li>• <u>Biological Sciences</u></li> <li>• <u>Clinical Research Administration</u></li> </ul>
--	--

CM-16.1, Scenario 1: Fewer than 10 items listed

CM-16.1, Scenario 2: More than 10 items listed

## Summary

Manually programmed module for display of all text lists. Allows for alphabetical, categorized and chronological listings.

ID	Component Details
A	Module header. Programmable. 40 characters max.
B	List items. No character limit. Mandatory.
C	2-column newspaper-style columns. Minimum items: 11. No maximum. Will be used if the list contains more than ten items. If an uneven number of items is to be displayed, the odd item should be displayed in the left column.

## Key

	Mandatory component		Annotations
	Optional component		Visibility Dependencies
	Repeatable component		



# Listing Module

Module: CM-18 | Package: 2

The diagram illustrates the CM-18.1: 2-Column Listing module with three variations:

- Top Variation (A):** A single event card. It features a header area (B) with the text "<Module Header/Title>". Below this is a 220 x 220 image placeholder (G). To the right of the image is a headline (C) with a date range (E) and time (F). The main text (H) is followed by a "Read More" link (I).
- Middle Variation:** A repeating list of event cards. It shows a single card with a headline (C), date range (E), time (F), and main text. Below the card is a "Link" (I). A note indicates it "Displays Repeating Content Instances (Max 30)".
- Bottom Variation (J1):** A state where no events are scheduled. It shows a 220 x 220 image placeholder (G) and a headline (C) with date range (E) and time (F). The main text (H) is followed by a "Read More" link (I). A note indicates it "Displays if NO Events are scheduled".

CM-18.1: 2-Column Listing

## Summary

- Module contains 2 & 3 columns variations.
- This module can be used to display repeating content instances -- a minimum of 1 and maximum of 30 content instances.
- Images are optional for each displayed item, and items with images may be displayed concurrently with items without images.
- The module is optional and intended for 2 center columns or 3 right columns.

## Module Variations:

- CM-18.1: 2-Column Listing
- CM-18.2: 3-Column Listing

## Description of an "Event Behavior":

(Applicable ONLY if this module is being used for "Events Listing")

- Chronologically ordered, with most imminent event at the top. Events further in the future display lower in the list.
- Event will be manually entered by content contributor, but dynamically expired and removed from display when event is past date.
- When a new event appears, all items in the list will ascend one slot, and the bottom slot will be occupied by the least imminent event.
- The Event links (Element C, I) will be navigate to "Event Details" Page.
- The Event Details can be an external URL, in such case the link should launch a new browser window.
- Event expiration rules:
  - **Multiple day events:** always have an end date, expire on date +1
  - **Single-day events:** Either require end date same as start date, expire on d+1 -- or, if end-date is missing, expire on start date +1
  - **Recurring events:** control what content contributors put as an end date -- no save without end date.

## Description of "Latest News Behavior":

(Applicable ONLY if this module is being used for "News Listing")

- The most recent news must be displayed at the top. There is no automated functionality to expire news items.
- If multiple news items occurs on same day, the system uses the most recently modified based on time-stamp.
- When a new news item appears, all items in the list will descend one slot, and the oldest news item will be deleted.
- The News links (Element C, I) will be navigate to "News Details" Page.
- The News Details can be an external URL, in such case the link should launch a new browser window.

Annotations Continue on Next Page...



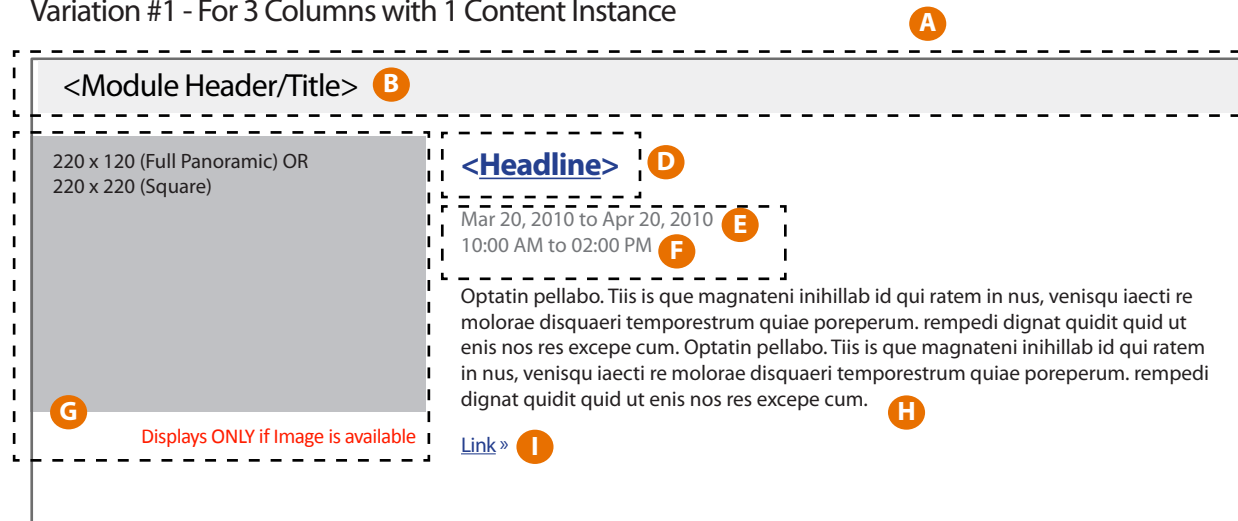




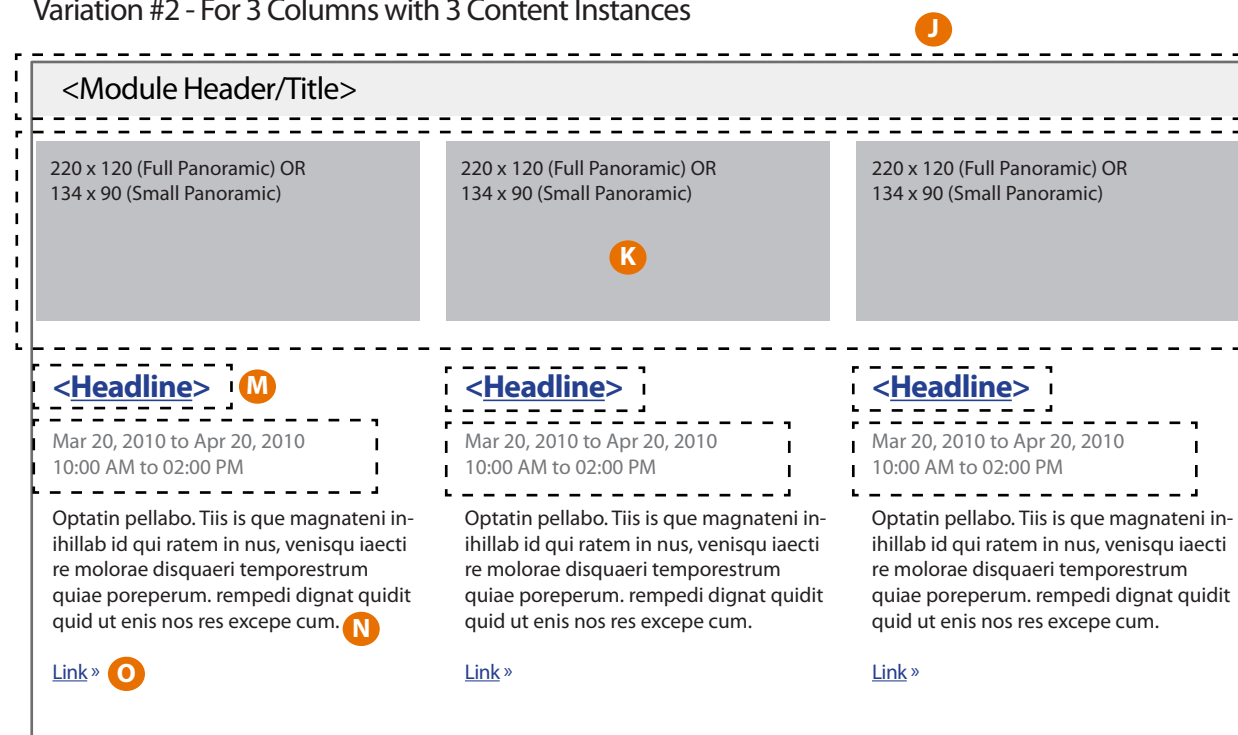
# Highlighted/Featured Module

Module ID: CM-20 | Package: 3

Variation #1 - For 3 Columns with 1 Content Instance



Variation #2 - For 3 Columns with 3 Content Instances



## Summary

- Module contains 2 & 3 columns variations.
- This module can be used to display “Highlighted/Featured Content Instances”.
- The module is “optional” and intended for 2 center columns or 3 right columns.
- The logical placement of this module will be in conjunction with CM-18 in order to feature “News” OR “Events”

## Module Variations:

- Variation #1 - For 3 Columns with 1 Content Instance.
- Variation #2 - For 3 Columns with 3 Content Instances.
- Variation #3 - For 2 Columns with 1 Content Instance.
- Variation #4 - For 2 Columns with 2 Content Instances.

## ID Component Details

- |   |   |
|---|---|
| A | Variation #1 displays “3 Columns Width” intended for 3 right columns. This module can be used to display Highlighted/Featured content instances.  |
| B | The element displays Module <Header/Title>. The element is OPTIONAL and CMS driven which can be edited as per needs. The element can accommodate up to 60 chars.  |
| D | The element displays “Contextual Headline” which can accommodate up to 40 chars (longer content can be wrapped). This element is CMS driven which can be edited as per needs. This element is optional, either “clickable” or “normal text” as per needs. If clickable, it navigates to associated detailed-page/URL. |
| E | The element displays Date format. This element is conditional and displays ONLY if this module be used for News or Events content instance. This element is CMS driven which can be edited by content contributor.  |

*Annotations Continue on Next Page...*

## Key

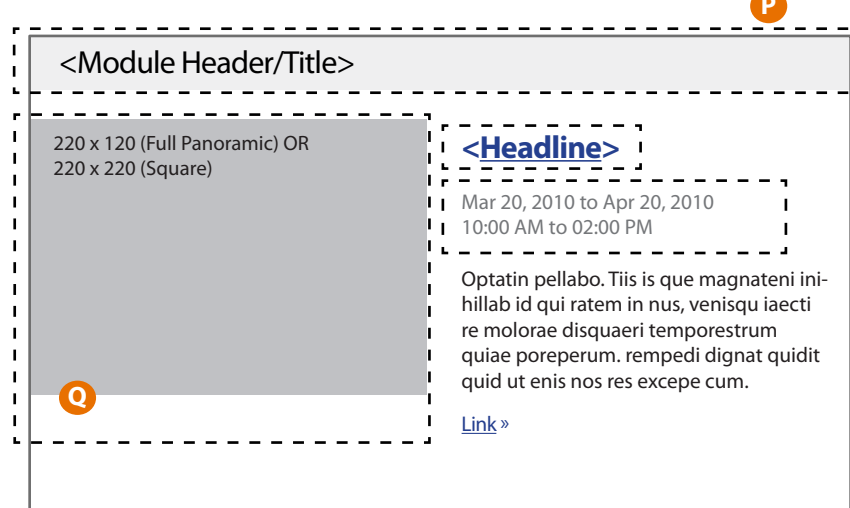
- Mandatory component
- Optional component
- Repeatable component
- A Annotations
- 1 Visibility Dependencies



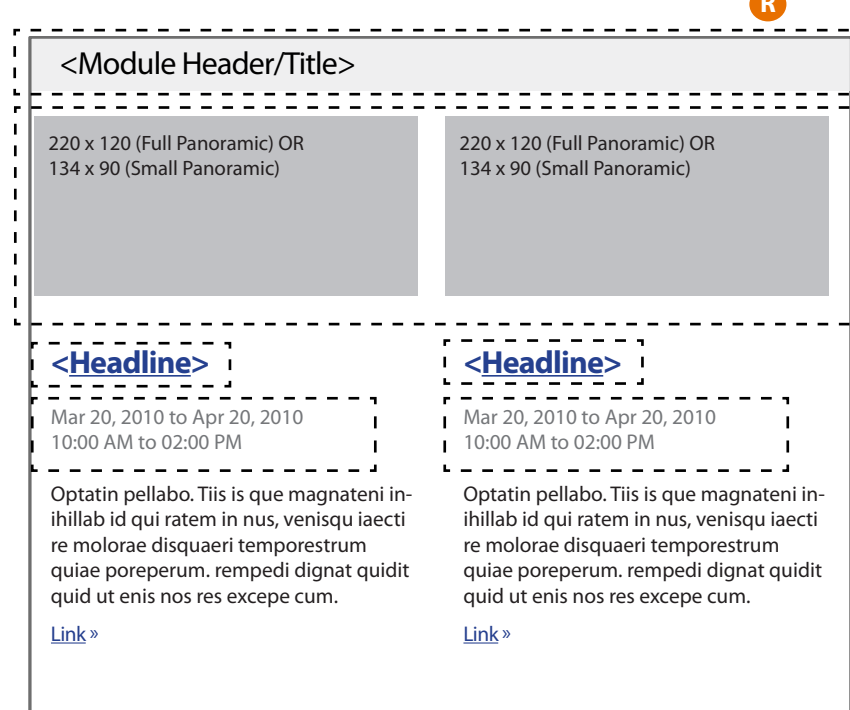
# Highlighted/Featured Module (cont...)

Module ID: CM-20 | Package: 3

Variation #3 - For 2 Columns with 1 Content Instance



Variation #4 - For 2 Columns with 2 Content Instances



## ID Component Details

- F The element displays Timestamp. This element is conditional and displays ONLY if this module be used for News or Events content instance. This element is CMS driven which can be edited by content contributor.
- G Media: Static Image  
Size: (width: 220 x Height: 120) OR (width: 220 x Height: 220)  
Source: CMS Driven  
Action: Clickable, it navigates to associated URL
- H The element displays "Summary Text" which can accommodate up to 400 chars (wrapped). This element is CMS driven which can be edited as per needs.
- I The element displays "Hyper-link" which can accommodate up to 40 chars (longer content can be wrapped). On-click, it navigates to details page. Editable. Optional element - if not supplied, will be suppressed.
- J Variation #2 displays "3 Columns Width with 3 content instances" intended for 3 right columns. This module can be used to display 3 Highlighted/Featured content instances.
- K Media: Static Image  
Size: (width: 220 x Height: 120) OR (width: 134 x Height: 90)  
Source: CMS Driven  
Action: Clickable, it navigates to associated URL
- M The element displays "Contextual Headline" which can accommodate up to 20 chars (longer content can be wrapped). This element is CMS driven which can be edited as per needs. This element is optional, either "**clickable**" or "**normal text**" as per needs. If clickable, it navigates to associated detailed-page/URL.

*Annotations Continue on Next Page...*

### Key

- Mandatory component
- Optional component
- Repeatable component
- A Annotations
- 1 Visibility Dependencies






# Highlighted/Featured Module (cont...)



Module ID: CM-20 | Package: 3

## ID Component Details

N	The element displays "Summary Text" which can accommodate up to 256 chars (wrapped). This element is CMS driven which can be edited as per needs.
O	The element displays "Hyper-link" which can accommodate up to 20 chars (longer content can be wrapped). On-click, it navigates to details page. Editable. Optional element - if not supplied, will be suppressed.
P	Variation #3 displays "2 Columns Width with 1 Content Instance" intended for 2 center columns. This module can be used to display 1 Highlighted/Featured content instance.
Q	Media: Static Image Size: (width: 220 x Height: 120) OR (width: 220 x Height: 220) Source: CMS Driven Action: Clickable, it navigates to associated URL
R	Variation #2 displays "2 Columns Width with 2 content instances" intended for 2 center columns. This module can be used to display 2 Highlighted/Featured content instances. All rules apply as mentioned.

### Key

-  Mandatory component
-  Optional component
-  Repeatable component

-  Annotations
-  Visibility Dependencies



**A** **George Washington University Doctoral Candidate Discovers New Species of Raptor Dinosaur**

**B** **Near Complete Skeleton Will Help Further Describe Pre-Historic Relatives**

**C** Mar 19, 2010

**E** WASHINGTON – A new species of raptor dinosaur being named “Linheraptor exquisitus” has been discovered by George Washington University doctoral candidate Jonah Choiniere and Michael D. Pittman, a graduate student at University College London (UCL). The exceptionally well-preserved, nearly complete skeleton is a relative of the well-known species “Velociraptor,” and will help scientists further describe the physical appearance of other closely-related dinosaurs within the Dromaeosauridae family. The research, led by Xu Xing of the Chinese Academy of Sciences’ Institute of Vertebrate Paleontology and Paleoanthropology, will be published in the March 19, 2010, issue of “Zootaxa.”

“I only saw the tip of the claw sticking out of a cliff face, and it was a total surprise that the whole skeleton was buried deeper in the rock,” said Mr. Choiniere. “This fossil is going to tell us a lot about the evolution of the skeleton in the group that includes ‘Velociraptor.’”

At approximately eight feet long and 50 pounds, the researchers believe “Linheraptor” would have been a fast, agile predator that preyed on small horned dinosaurs related to “Triceratops.”

**F** **Related Links**  
[Link 1](#) [Link 1](#) [Link 1](#)  
[Link 2](#) [Link 2](#) [Link 2](#)  
[Link 3](#) [Link 3](#) [Link 3](#)

**G** **Related Downloads**  
[Link 1](#) [Link 1](#) [Link 1](#)  
[Link 2](#) [Link 2](#) [Link 2](#)  
[Link 3](#) [Link 3](#) [Link 3](#)

**H** ©1996-2008 The George Washington University Office of University Relations, Washington, D.C.  
 Submit questions/comments

CM-22.1: 2-Column Article

## Summary

Article Module uses Content Type “Article,” and allows for disparate image sizes. Two- and three-column variations, which differ as annotated below. In instances when this module is used in a content page, it is paired with module CM-4, which will appear in the right rail.

CM-22, Article Module, is required on Templates 2-5, and is not present on Templates 1 and 6-8.

### ID Component Details

ID	Component Details
A	Headline. Refers to story title. No character limit. Not clickable. Mandatory.
B	Article Subtitle. No character limit. Optional.
C	Release Date. Mandatory.
D	Image, 220 x 220. Optional. Image sizes permitted: 220 x 220 220 x 124 460 x 200 (in two column variation only.)
E	Article Body. No character limit. Mandatory.
F	Related Links. Optional. Will NOT display in 3-column version, CM-22.2.
G	Related Downloads. Optional. Will NOT display in 3-column version, CM-22.2.
H	Optional Boilerplate text with optional hyperlink.

### Key

<span style="border: 1px solid black; display: inline-block; width: 15px; height: 15px;"></span>	Mandatory component	<span style="background-color: orange; border-radius: 50%; padding: 2px;">A</span>	Annotations
<span style="border: 1px dashed black; display: inline-block; width: 15px; height: 15px;"></span>	Optional component	<span style="background-color: blue; color: white; border-radius: 50%; padding: 2px;">1</span>	Visibility Dependencies
<span style="border: 2px dashed black; display: inline-block; width: 15px; height: 15px;"></span>	Repeatable component		



# Article Module (cont...)

Module ID: CM-22 | Package: 3

## George Washington University Doctoral Candidate Discovers New Species of Raptor Dinosaur

Near Complete Skeleton Will Help Further Describe Pre-Historic Relatives

Mar 19, 2010

220 x 220

WASHINGTON – A new species of raptor dinosaur being named “Linheraptor exquisitus” has been discovered by George Washington University doctoral candidate Jonah Choiniere and Michael D. Pittman, a graduate student at University College London (UCL). The exceptionally well-preserved, nearly complete skeleton is a relative of the well-known species “Velociraptor,” and will help scientists further describe the physical appearance of other closely-related dinosaurs within the Dromaeosauridae family. The research, led by Xu Xing of the Chinese Academy of Sciences’ Institute of Vertebrate Paleontology and Paleoanthropology, will be published in the March 19, 2010, issue of “Zootaxa.”

only saw the tip of the claw sticking out of a cliff face, and it was a total surprise that the whole skeleton was buried deeper in the rock,” said Mr. Choiniere. “This fossil is going to tell us a lot about the evolution of the skeleton in the group that includes “Velociraptor”

approximately eight feet long and 50 pounds, the researchers believe “Linheraptor” would have been a fast, agile predator that preyed on small horned dinosaurs related to

“Triceratops.”

“This is a really beautiful fossil and it documents a transitional stage in dromaeosaurid evolution,” said Dr. Xu.

“Linheraptor” was found by the researchers in approximately 75 million year-old red sandstone rocks during a 2008 field expedition in Inner Mongolia, China. It is the fifth dromaeosaurid discovered in these rocks, which are famous for their preservation of uncrushed, complete skeletons. These red sandstones are best known from the Flaming Cliffs field site in outer Mongolia, the location where “Velociraptor” was discovered and dinosaur eggs and nests were first found.

220 x 124




“The original ‘Tsaagan’ find was very intriguing, and this discovery should really help us flesh out what these animals looked like,” said Dr. Clark.



Dromaeosauridae is a family of bird-like theropod dinosaurs that lived during the Cretaceous Period. In addition to “Linheraptor” and “Velociraptor,” theropod dinosaurs include charismatic meat-eaters like “Tyrannosaurus rex” and modern birds.

©1996-2008 The George Washington University Office of University Relations, Washington, D.C.

Submit questions/comments

### Key

-  Mandatory component
-  Optional component
-  Repeatable component

-  Annotations
-  Visibility Dependencies

CM-22.2: 3-Column Article



# Story Module

Module ID: CM-23 | Package: 3

Variation #1 : combination of image and Wrapped Text around Image

The wireframe diagram shows a 2-column layout. The top-left area (A) is a placeholder for an image with dimensions 220 x 120 (Panoramic) OR 220 x 220 (Square). The top-right area (B) contains a contextual headline and a paragraph of text. The middle section (C) contains a longer paragraph of text. Below the text are sections for 'Related Links' (E) and 'Related Downloads' (F), each with three links. At the bottom (G), there are 'Previous' and 'Next' navigation buttons with sample text.

## Summary

- Module occupies 2 columns.
- This module can be used to display “content page” with text and image. It will be paired with module CM29 on the right rail.

## Module Variations:

- Variation #1 : combination of image and Wrapped Text around Image
- Variation #2 : combination of “Full Panoramic Image” and Text.
- Variation #3 : displays ONLY for Text WITHOUT Image

## ID Component Details

A	All 3 Variation displays “2 Columns Width” intended for 2 center columns. This variation includes 3 different scenarios (please refer module wire frame with dotted lines)
B	The element displays <Contextual Headline>. The element is mandatory and CMS driven which can be edited as per needs. The element can accommodate up to 20 chars (longer content can be wrapped). It refers to the story title.
C	The element displays “Detailed Text” wrapped around image. This element is CMS driven which can be edited as per needs.
D	Media: Static Image Size: (width: 220 x height: 120) OR (width: 220 x height: 220) Source: CMS Driven Action: N/A
E	Related Links. Optional.
F	Related Downloads. Optional.

*Annotations Continue on Next Page...*

## Key

- Mandatory component
- Optional component
- Repeatable component
- Annotations
- Visibility Dependencies



# Story Module (cont...)

Module ID: CM-23 | Package: 3

Variation #2 : combination of "Full Panoramic Image" and Text

## ID Component Details

**G** Next/Previous navigation, left and right arrow icon with Article/Story title, Optional. On-click, triggers page refresh with new Article/Story and subsequently the titles tagged with the previous/next arrow also gets changed.

### Behavior:

- Stories are listed chronologically. Clicking "Previous" links to the story listing chronologically immediately before the currently displayed story. Clicking "Next" links to the Story listing chronologically immediately following the currently displayed story.
- If there are no more past stories beyond the currently displayed story, "Previous" link is not displayed. If there are no more future stories beyond the currently displayed story, "Next" link is not displayed

### Article Navigation Variations:

- Variation #1 : Both Previous and Next are enabled
- Variation #2 : Only next is enabled, which means this is the FIRST event/story in sequence
- Variation #3 : Only previous is enabled, which means this is the LAST event/story in sequence

**H** Media: Static Image  
Size: (width: 440 x height: 220 - Full Panoramic)  
Source: CMS Driven  
Action: N/A

**I** The element displays "Detailed Text". This element is CMS driven which can be edited as per needs.

*Annotations Continue on Next Page...*

### Key

- Mandatory component
- Optional component
- Repeatable component
- Annotations
- Visibility Dependencies





# Story Module (cont...)

Module ID: CM-23 | Package: 3

Variation #3 : displays ONLY for Text WITHOUT Image

**A**

**<Contextual Headline>** **B**

Optatin pellabo. Tiis is que magnateni inihillab id qui ratem in nus, venisqu iaecti re molorae disquaeri temporestrum quiae poreperum. rempedi dignat quidit quid ut enis nos res excepe cum. Optatin pellabo. Tiis is que magnateni inihillab id qui ratem in nus, venisqu iaecti re molorae disquaeri temporestrum quiae poreperum. rempedi dignat quidit quid ut enis nos res excepe cum. **J**

Tiis is que magnateni inihillab id qui ratem in nus, venisqu iaecti re molorae disquaeri temporestrum quiae poreperum. rempedi dignat quidit quid ut enis nos res excepe cum. Optatin pellabo. Tiis is que magnateni inihillab id qui ratem in nus, venisqu iaecti re molorae disquaeri temporestrum quiae poreperum. rempedi dignat quidit quid ut enis nos res excepe cum.

Empedi dignat quidit quid ut enis nos res excepe cum. Optatin pellabo. Tiis is que magnateni inihillab id qui ratem in nus, venisqu iaecti re molorae disquaeri temporestrum quiae poreperum. rempedi dignat quidit quid ut enis nos res excepe cum.




◀ Previous **G** **G** Next ▶



[Article/Story title lorem ipsum dolor sit amt consect](#)

## ID Component Details

J	The element displays "Detailed Text" WITHOUT image. This element is CMS driven which can be edited as per needs.
---	--

### Key

-  Mandatory component
-  Optional component
-  Repeatable component

-  Annotations
-  Visibility Dependencies



# News Detail Module

Module ID: CM-24 | Package: 2

A 50 x 200

B

## George Washington University Doctoral Candidate and University College London Grad Student Discover New Species of Raptor Dinosaur

C

### Near Complete Skeleton Will Help Further Describe Pre-Historic Relatives

D

Mar 19, 2010

E

WASHINGTON – A new species of raptor dinosaur being named “Linheraptor exquisitus” has been discovered by George Washington University doctoral candidate Jonah Choiniere and Michael D. Pittman, a graduate student at University College London (UCL). The exceptionally well-preserved, nearly complete skeleton is a relative of the well-known species “Velociraptor” and will help scientists further understand the evolution of the Dromaeosauridae family. The research, led by Xu Xing of the Chinese Academy of Sciences’ Institute of Vertebrate Paleontology and Paleoanthropology, will be published in the March 19, 2010, issue of “Zootaxa.”

“I only saw the tip of the claw sticking out of a cliff face, and it was a total surprise that the whole skeleton was buried deeper in the rock,” said Mr. Choiniere. “This fossil is going to tell us a lot about the evolution of the skeleton in the group that includes ‘Velociraptor.’”

At approximately eight feet long and 50 pounds, the researchers believe “Linheraptor” would have been a fast, agile predator that preyed on small horned dinosaurs related to “Triceratops.”

MEDIA CONTACTS:

F

Emily Cain - 202-994-3087 - eecain@gwu.edu

G

Emily Cain - 202-994-3087 - eecain@gwu.edu

H

L

#### Related Links

[Link 1 Link 1 Link 1](#)  
[Link 2 Link 2 Link 2](#)  
[Link 3 Link 3 Link 3](#)

M

#### Related Downloads

[Link 1 Link 1 Link 1](#)  
[Link 2 Link 2 Link 2](#)  
[Link 3 Link 3 Link 3](#)

N

©1996-2008 The George Washington University Office of University Relations, Washington, D.C.  
[Submit questions/comments](#)

## Summary

Repository for individual, complete news stories.

ID	Component Details
A	Image, 460 x 200. Optional.
B	News Release Title. No character limit. Not clickable. Mandatory.
C	News Release Subtitle. No character limit. Optional.
D	Release Date. Mandatory.
E	News Release Body. No character limit. Mandatory.
F	First Media Contact name. Optional.
G	First Media Contact phone. Optional.
H	First Media Contact email. Optional.
I	Second Media Contact. Optional.
J	Second Media Contact phone. Optional.
K	Second Media Contact email. Optional.
L	Related Links. Optional.
M	Related Downloads. Optional.
N	Optional Boilerplate text with optional hyperlink.

## Key

- Mandatory component
- Optional component
- Repeatable component
- A Annotations
- 1 Visibility Dependencies



# Event Detail Module

Module ID: CM-25 | Package: 2

**A** 460 x 200

**B** **Commencement Fair**

**C** Colonial Central & the GW Bookstore

**J** Marvin Center Ground Floor, 800 21st Street, NW

**D** Wednesday, March 24 to Saturday, March 27, 2010

**E** **Hours of operation:**  
Wednesday and Thursday: 9 a.m. - 7 p.m.  
Friday: 9 a.m. - 5:30 p.m.  
Saturday: 11 a.m. - 4 p.m.

**G** **Related Links**  
[Link 1](#) [Link 1](#) [Link 1](#)  
[Link 2](#) [Link 2](#) [Link 2](#)  
[Link 3](#) [Link 3](#) [Link 3](#)

**H** **Related Downloads**  
[Link 1](#) [Link 1](#) [Link 1](#)  
[Link 2](#) [Link 2](#) [Link 2](#)  
[Link 3](#) [Link 3](#) [Link 3](#)

**I** ©1996-2008 The George Washington University Office of University Relations,  
Washington, D.C.  
Submit questions/comments

◀ Previous Event **F** Next Event ▶

## Summary

Repository for individual, complete event listings.

### ID Component Details

ID	Component Details
A	Image. 460 x 200. Optional.
B	Event Title. No character limit. Not clickable. Mandatory.
C	Event Subtitle. No character limit. Not clickable. Mand
D	Start & End dates
E	Event Time(s)
F	Next/Previous navigation. Optional.
Behaviors:	
<ul style="list-style-type: none"><li>• Events are listed chronologically. Clicking "Previous Event" links to the event listing chronologically immediately before the currently displayed event. Clicking "Next Event" links to the event listing chronologically immediately following the currently displayed event.</li><li>• On-click, triggers page refresh with new event detail.</li><li>• If there are no more past events beyond the currently displayed event, "Previous Events" link is not displayed. If there are no more future events beyond the currently displayed event, "Next Events" link is not displayed.</li><li>• Refer CM-23 element "G" for more details on Event/story navigation.</li></ul>	
G	Related Links. Optional.
H	Related Downloads. Optional.
I	Optional Boilerplate text with optional hyperlink.
J	Location link

### Key

	Mandatory component		Annotations
	Optional component		Visibility Dependencies
	Repeatable component		



# Person Profile Module

Module ID: CM-26 | Package: 3

**<Module Header/Title>** **A**

**< James Bailey >** **C**

**D**  
**Title:** Tucker Professorial Fellow of Leadership and Director of Executive Development Programs

**E**  
**Department:** Department of Management

**F**  
**Address:** Fungler Hall, Suite 315M, City, State, ZIP  
**Phone 1:** (202) 994-1669 **G**  
**Email:** jbailey@gwu.edu **H**

**I**  
**Degrees**  
 Ph.D., Washington University, 1991  
 A.M., Washington University, 1989  
 B.A., Eastern Illinois University, 1985

**J**  
**Area of Expertise**  
 Leadership, Change Management, Executive Development, Emotional Intelligence

**K**  
**Research Areas**  
 Understanding, and overcoming, resistance to change; leading professional service firms

**L**  
**Courses Taught**  
 BADM 66 Organizational Behavior  
 EMBA 202 Executive Leadership Development

**M**  
**Recent Publications**  
 The Scientist and the sage, BizEd, 2007 (with R. Lewicki).  
[International Encyclopedia of Organizational Studies, 2007, Sage Publications \(with S. Clegg\)](#)  
 Handbook of managerial and organizational wisdom, 2007, Sage Publications (with E. Kessler)

**N**  
**Editorial Positions**  
 Editor-in-Chief, Academy of Management, Learning and Education  
**Professional Activities**  
 Board of Governors, Academy of Management

**O**  
**Other**  
 He co-authored successful grants from Lucent Technologies to examine the efficacy of their Learning and Performance Center, and General Electric to establish a Learning Excellence Project at Rutgers.

**P**  
**Related Links**  
[Link 1](#) [Link 1](#) [Link 1](#)  
[Link 2](#) [Link 2](#) [Link 2](#)  
[Link 3](#) [Link 3](#) [Link 3](#)

**Related Downloads**  
[Link 1](#) [Link 1](#) [Link 1](#)  
[Link 2](#) [Link 2](#) [Link 2](#)  
[Link 3](#) [Link 3](#) [Link 3](#)

## Summary

2-column Person profile module, intended to display (Faculty, student, alumni, staff etc;) person's Name, image, title, department, address, phone number, email id, degrees etc;  
 Content will be CMS driven, Font size, color and weight to be part of Visual Design Style Guide.

CM-26, 2-Column Person Profile, appears only on Template 5.

## ID Component Details

ID	Component Details
A	<b>Module title</b> Displays module title/header, CMS driven, Max chars: 80
B	<b>Image</b> - portrait orientation intended displays CMS driven image of dimension "150x200" If image is absent, elements C-F shift to the left margin.
C	Displays person's name.
D	Displays person's title. This element is mandatory.
E	Displays person's department name.
F	Displays person's full contact address.
G	Displays person's phone1 and phone 2 number. Phone 2 is optional.
H	Displays person's email address.
I	Displays person's degrees.
J	Areas of Expertise
K	Current Research
L	Courses Taught, Max 10
M	Recent Publications, Max 10
N	Additional Information
O	Related Links. Please refer to CM-24 for description.
P	Related Links. Please refer to CM-24 for description.

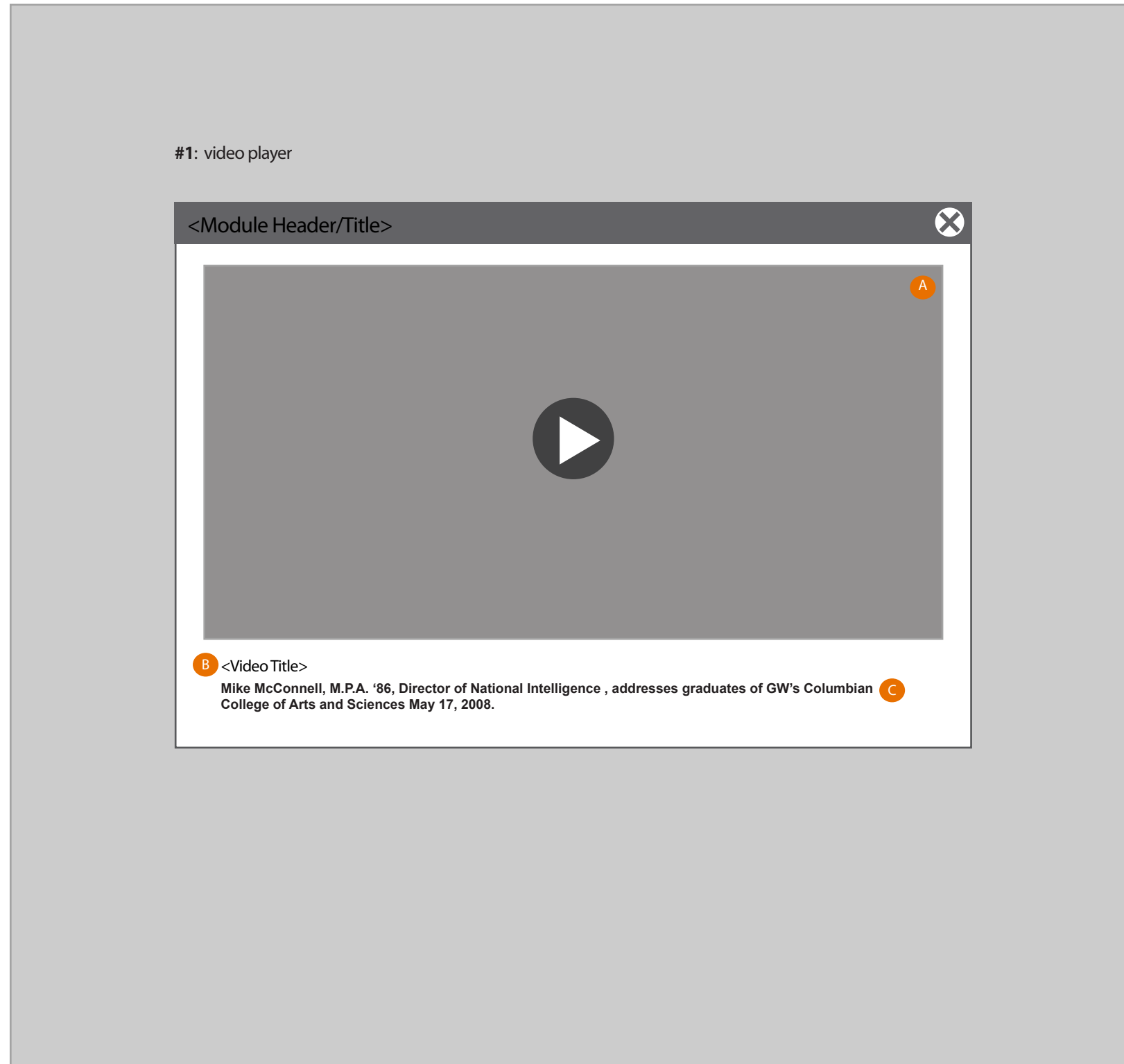
## Key

- Mandatory component
- Optional component
- Repeatable component
- A Annotations
- 1 Visibility Dependencies



# Lightbox Gallery Module

Module ID: CM-27 | Package: 3



## Summary

This Lightbox module allows user to play/see video. For playing videos "YouTube" player will be used. This module will be opened in overlay on the top of the main page where user has clicked play video. This module will open only through MM1 and MM2.

## Places that launch Lightbox

- **MM1** : If user is on MM1 and clicks on "Play Now" and both variations. This module will open with that video.
- **MM2** : If user is on MM2 and clicks on play icon or "Watch this and more videos" link in "#3: Video Feature" variation. This module will open with that video.
- **CM-3**: If user is on CM-3, user can open this module from three places.
  - #1: Tabbed Module with Video and Images: If user clicks on "Play Now" this module "#1: video player" will open. If user clicks on "View photo gallery", "#2: image library" will open.
  - #2: Untabbed Module with Video: When user clicks on "Play" icon in thumbnail, "#1: video player" will open




Videos will play in the same window. Height, width, font size, color and weight to be part of Visual Design Style Guide.



## ID Component Details

A	<b>Active Panel</b> This is the main element where video will play on-click. The main video on what user has clicked in MM1 or MM2 will be shown here with play icon. Once user clicks on play icon video will start playing.
B	Video Title, CMS driven, attached to the current Video (A) in gallery. Max chars: <40>
C	Short description, CMS driven, attached to the current Video (A) in gallery. Max chars: <256>

*Annotations Continue on Next Page...*

## Key

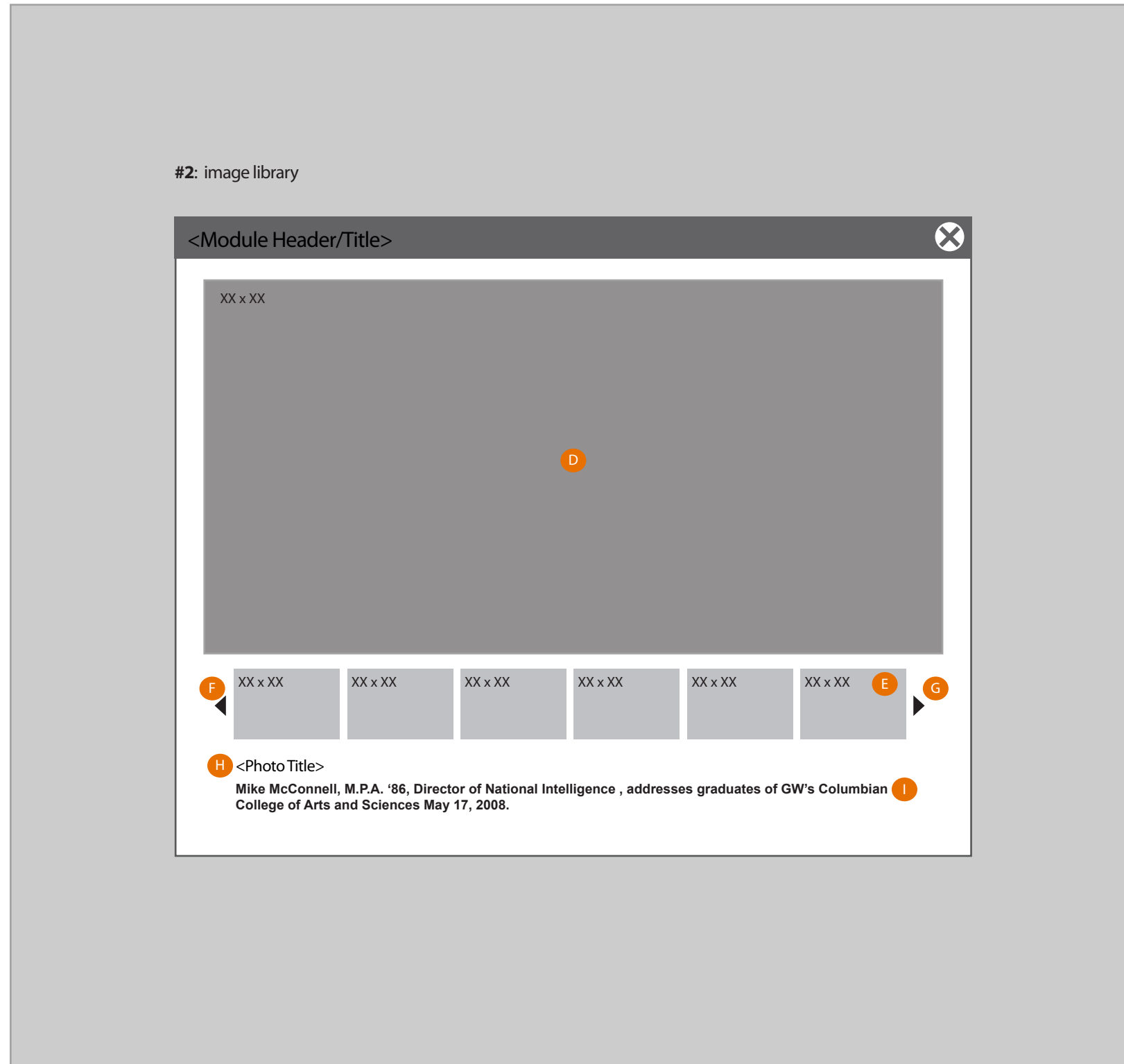
-  Mandatory component
-  Optional component
-  Repeatable component

-  Annotations
-  Visibility Dependencies



# Lightbox Gallery Module (cont...)

Module ID: CM-27 | Package: 3



## Summary

Two-column image aggregator allows multiple images to be promoted in a single space. The user may choose from a list of displayed images and their descriptions, and view the images inline. It may be used on any page. This distinguishes the module from CM3, the 2-column tabbed teaser, which is intended for use on a school's landing page. As it is a 2-column module, it should be used in overlay. This module will open only through MM2.

## Places that launch Lightbox

- **MM2** : If user is on MM2 and clicks on "Watch this and more pictures" link in "#1: Photo Gallery Feature" variation. This module will open showing that image. The images are hand-selected, and are not dependent on a feed or other automatic-population mechanism. The module is of variable height, minimum one item, maximum 10. Height, width, font size, color and weight to be part of Visual Design Style Guide.
- **CM-3**: If user is on CM-3, user can open this module from these places.  
**#1: Tabbed Module with Video and Images**: If user clicks on "View photo gallery", "#2: image library" will open.

## ID Component Details

### D Active Panel

This is the main element where image will displayed. The main image on what user has clicked in MM2 or CM3 will be shown here.

### E Module Navigation

This is the gallery of images. Clicking a navigation item advances the carousel to the corresponding panel.

Minimum items: 1

Maximum items: None


(If there is only one panel, navigation is suppressed. This is also true if animation-enabling technology is absent.)

Thumbnails will be system generated. 'E' continues on next page...


Annotations Continue on Next Page...

## Key

 Mandatory component

 Optional component

 Repeatable component

 Annotations

 Visibility Dependencies








# Lightbox Gallery Module

Module ID: CM-27 | Package: 3

ID	Component Details
E	<p>On hover over a navigation element, the element displays title and description below the carousel. As the carousel rotates through panels, the current navigation element displays a selected state.</p> <p>Recommended image sizes :</p> <ul style="list-style-type: none"><li>- Panoramic 107 X 80</li><li>- Portrait 60 X 80</li></ul> <p>This is module is not mandatory, but good to have.</p>
F & G	<p><b>Right &amp; Left arrow:</b> On-click slides the next &amp; previous images in the gallery respectively. Front end technology used here will define the behavior of Active and In-active state of icons.</p> <p>Image size: 6x12</p>
H	<p>Image Title, CMS driven, attached to the current image (A) in gallery. Max chars: &lt;40&gt;</p>
I	<p>Short description, CMS driven, attached to the current image (A) in gallery. Max chars: &lt;256&gt;</p>

## Key

-  Mandatory component
-  Optional component
-  Repeatable component

-  Annotations
-  Visibility Dependencies



# A to Z Listing Module

Module ID: CM - 31 | Package: 2

**A** <Module Header/Title>

**B** [A](#) [B](#) [C](#) [D](#) [E](#) [F](#) [G](#) [H](#) [I](#) [J](#) [K](#) [L](#) [M](#) [N](#) [O](#) [P](#) [Q](#) [R](#) [S](#) [T](#) [U](#) [V](#) [W](#) [X](#) [Y](#) [Z](#)

**C** **A**

**D** Astronomy  
Athletic Training [E Back to Top](#)

**B**  
Bachelor's Degree Completion Program in Integrated Information, Science, and Technology  
Biological Sciences [Back to Top](#)

**C**  
Chemistry  
Clinical Health Sciences (Military Only)  
Clinical Laboratory Science  
Clinical Management and Leadership  
Clinical Research Administration  
Cytotechnology [Back to Top](#)

**E**  
Economics  
Emergency Health Services [Back to Top](#)

CM - 32: 3-column list, alphabetical anchor links. Alphabetical listing only permitted.

## Summary

Module for display of all text lists. Scenarios for 2 and 3 Columns. Allows for alphabetical, categorized and chronological listings.

### ID Component Details

A	Module header. Programmable. 80 characters max.
B	Alphabetical anchor links. Activation scrolls the page to the appropriate alphabetic character. Optional. Note inactive navigational item "D" and absence of "D" in the content; if no items under that letter appear in the content, then its corresponding letter is inactive, and the initial letter does not appear as an identifier.
C	Alphabetical separator
D	Item listing. Link to corresponding pages in Program Finder.  If this module is used to display a list of people, titles (Dr., Mr., Ms., etc.) will not be displayed. Honorifics, degrees and other matter that can follow a listed name (Esq., Ph. D., etc.) will likewise not be displayed, unless it is necessary to distinguish one name from another (e.g., Jr., Sr., III, etc). The decision to display this information is at the discretion of the content editor.
E	Back to Top links. Returns module to original vertical position. Absent if B is absent.

## Key

 Mandatory component	 Annotations
 Optional component	 Visibility Dependencies
 Repeatable component	








# A to Z Listing Module (cont...)



Module ID: CM - 31 | Package: 2

<Module Header/Title>	
A B C D E F G H I J K L M N O P Q R S T U V W X Y Z	
<b>A</b>	
Astronomy	
Athletic Training	<a href="#">Back to Top</a>
<b>B</b>	
Bachelor's Degree Completion Program in Integrated Information	
Biological Sciences	<a href="#">Back to Top</a>
<b>C</b>	
Chemistry	
Clinical Health Sciences (Military Only)	
Clinical Laboratory Science	
Clinical Management and Leadership	
Clinical Research Administration	
Cytotechnology	<a href="#">Back to Top</a>
<b>E</b>	
Economics	
Emergency Health Services	<a href="#">Back to Top</a>

CM - 32: 2-column list, alphabetical anchor links. Alphabetical listing only permitted.

### Key

-  Mandatory component
-  Optional component
-  Repeatabe component

-  Annotations
-  Visibility Dependencies



# Chronological Listing Module

Module ID: CM - 32 | Package: 2

**A** <Module Header/Title>

2010 | **B** [2009](#) | [2008](#) | [2007](#) | [2006](#) | [2005](#) | [2004](#) | [2003](#) | [2002](#)

**C** **Aaronson, Susan**, Associate Research Professor of International Affairs **D**

**E** "Corporate Strategy and Inadequate Governance: The Pitfalls of Corporate Social Responsibility (CSR) Initiatives," by Aaronson, Susan. The India Economy Review, Winter 2009/10, pages 82-86. **F** **G**

---

**Mochizuki, Mike**, Associate Professor of Political Science and International Affairs; Associate Dean for Academic Programs

**E** "A proposed compromise on Futenma The unnecessary crisis" by Mochizuki, Mike, The Oriental Economist, January 2010, pages 13-14.

---

**H**

**Mylonas, Harris** Assistant Professor of Political Science and International Affairs

"Hellenes are...Incorporation Strategies towards Co-Ethnic Repatriate Groups in Contemporary Greece, 1990-2006", by Mylonas, Harris and Elpida Vogli. (In Greek). In Immigrants and Minorities: Discourse and Policies, eds. Miltos Pavlou and Athena Skoulariki. Athens: Vivliorama/Research Center for Minority Groups.

---

**Shinn, David**, Adjunct Professor of International Affairs, and Smith, John, Assistant Professor of Chinese Studies.

"China and the Conflict in Darfur", by Shinn, David and John Smith. The Brown Journal of World Affairs, 16(1), Fall/Winter 2009.

---

**Williams, Paul**, Associate Professor of International Affairs; Associate Director, Security Policy Studies Program

"Lessons Learned from Peace Operations in Africa", by Williams, Paul. Africa Security Brief, No. 3, March 2010 (Africa Center for Strategic Studies).

CM-32.1: 2-column list, chronological tab-style links. Only manual and chronological listing permitted.

## Summary

Chronological listing for publications. Ordered alphabetically by author last name. Allows for alphabetical, categorized and chronological listings.

ID	Component Details
A	Module header. Programmable. 80 characters max.
B	Chronological tab-style links. Activation causes entire content of module to switch to the appropriate year/month/day/ etc. Optional. If content does not exist for one year/month/day, that year/month/day will not appear in the links. Maximum items displayed: 10 (9 plus current).
C	This is the Author Name under whose name the publication is listed with optional hyperlink to Person Profile Within a single unit of time (year), items are arranged alphabetically by author.
D	Author's title/position
E	Publication title taken from the publication itself optionally hyperlinked to the publication itself.
F	Publication Details - all other publication details included in the citation
G	Full list of authors in the order they are listed on the publication itself
H	Separator graphic
Note	<b>3 Col variation is displayed in next page, annotation remains the same.</b>

## Key

-  Mandatory component
-  Optional component
-  Repeatable component
-  Annotations
-  Visibility Dependencies



# Chronological Listing Module

Module ID: CM - 32 | Package: 2

**A** <Module Header/Title>

**B** 2010 | [2009](#) | [2008](#) | [2007](#) | [2006](#) | [2005](#) | [2004](#) | [2003](#) | [2002](#)

**Aaronson, Susan**, Associate Research Professor of International Affairs

“Corporate Strategy and Inadequate Governance: The Pitfalls of Corporate Social Responsibility (CSR) Initiatives,” by Aaronson, Susan. *The India Economy Review*, Winter 2009/10, pages 82–86.

---

**Mochizuki, Mike**, Associate Professor of Political Science and International Affairs; Associate Dean for Academic Programs

“[A proposed compromise on Futenma The unnecessary crisis](#)” by Mochizuki, Mike, *The Oriental Economist*, January 2010, pages 13–14.

---

**Mylonas, Harris** Assistant Professor of Political Science and International Affairs

“Hellenes are...Incorporation Strategies towards Co-Ethnic Repatriate Groups in Contemporary Greece, 1990-2006”, by Mylonas, Harris and Elpida Vogli. (In Greek). In *Immigrants and Minorities: Discourse and Policies*, eds. Miltos Pavlou and Athena Skoulariki. Athens: Vivliorama/Research Center for Minority Groups.

---

**Shinn, David**, Adjunct Professor of International Affairs, and Smith, John, Assistant Professor of Chinese Studies.

“China and the Conflict in Darfur”, by Shinn, David and John Smith. *The Brown Journal of World Affairs*, 16(1), Fall/Winter 2009.

---




**Williams, Paul**, Associate Professor of International Affairs; Associate Director, Security Policy Studies Program



“Lessons Learned from Peace Operations in Africa”, by Williams, Paul. *Africa Security Brief*, No. 3, March 2010 (Africa Center for Strategic Studies).

Annotations for Module 32.1 applies for 32.2 - the only difference is number of columns it spans across.

Module 32.2 - 3 column list, chronological tab-style links

## Key

-  Mandatory component
-  Optional component
-  Repeatable component

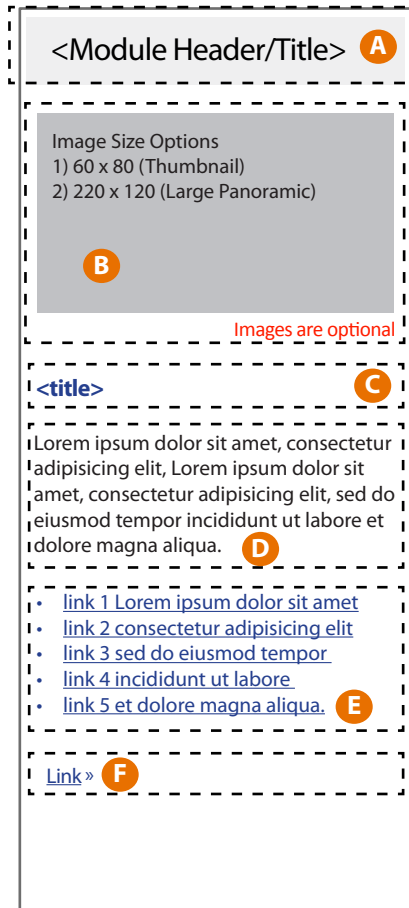
-  Annotations
-  Visibility Dependencies



# Generic Module

Module ID: GM-1 | Package: 1

Variation #1 - 1 column wide



## Summary

- Module displays 2 variations for 1 and 2 columns grid.
- A Generic Module which can be used for generic content instances.
- All contents in this module are Optional and CMS driven.
- This module is optional and intended for the designated rail.

## ID Component Details

- |   |  |
|---|--|
| A | The element displays Module <Header/Title>. The element is OPTIONAL and CMS driven which can be edited as per needs. The element can accommodate up to 20 chars.   |
| B | The element displays "Images". This element is "Optional" and CMS driven. There are two sizes of images can be used.<br>1) 60 x 80 (Thumbnail)<br>2) 220 x 120 (Large Panoramic)   |
| C | The element displays "Contextual Headline" which can accommodate up to 20 chars (longer content can be wrapped). This element is CMS driven and can be used as "Link" (Optional), On-click it navigates to associated detailed-page/URL.                     |
| D | The element displays "Summary Text" which can accommodate up to 256 chars (wrapped). This element is OPTIONAL and CMS driven which can be edited as per needs.   |
| E | The element displays the list of "Links" which can accommodate up to 20 chars (longer content can be wrapped). This element is OPTIONAL and CMS driven which can be edited as per needs. "Clickable", On-click it navigates to associated detailed-page/URL. |
| F | The element displays "Hyper-link" which can accommodate up to 20 chars (longer content can be wrapped). This element is OPTIONAL and CMS driven which can be edited as per needs. On-click, it navigates to associated detailed page/URL.                    |

Annotations Continue on Next Page...

## Key

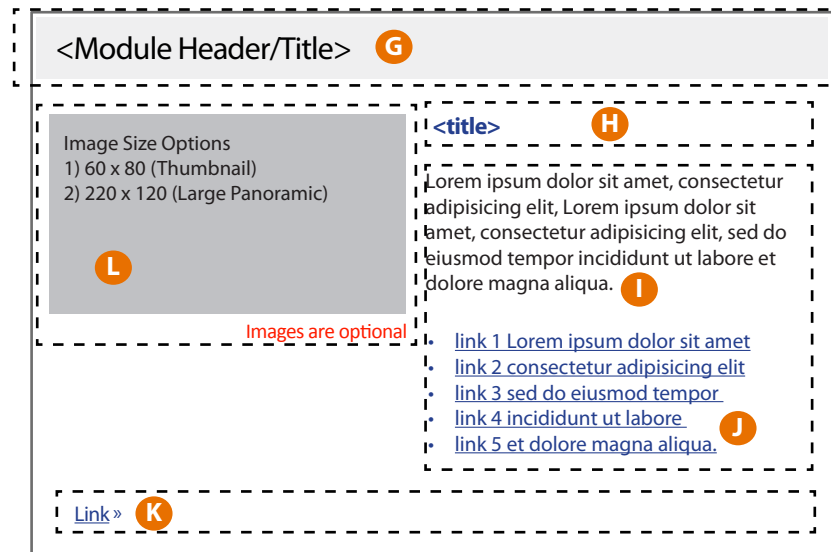
- |   |                      |   |                         |
|---|----------------------|---|-------------------------|
|  | Mandatory component  |  | Annotations             |
|  | Optional component   |  | Visibility Dependencies |
|  | Repeatable component |   |                         |



# Generic Module (cont...)

Module ID: GM-1 | Package: 1

Variation #2 - 2 column wide



## ID Component Details

- G The element displays Module <Header/Title>. The element is OPTIONAL and CMS driven which can be edited as per needs. The element can accommodate up to 40 chars.

---

- H The element displays "Contextual Headline" which can accommodate up to 40 chars (longer content can be wrapped). This element is CMS driven and can be used as "Link" (Optional), On-click it navigates to associated detailed-page/URL.

---

- I The element displays "Summary Text" which can accommodate up to 400 chars (wrapped). This element is OPTIONAL and CMS driven which can be edited as per needs.

---

- J The element displays the list of "Links" which can accommodate up to 20 chars (longer content can be wrapped). This element is OPTIONAL and CMS driven which can be edited as per needs. **"Clickable"**, On-click it navigates to associated detailed-page/URL.

---

- K The element displays "Hyper-link" which can accommodate up to 40 chars (longer content can be wrapped). This element is OPTIONAL and CMS driven which can be edited as per needs. On-click, it navigates to associated detailed page/URL.

---

- L The element displays "Images". This element is "Optional" and CMS driven. There are two sizes of images can be used.
  - 1) 60 x 80 (Thumbnail)
  - 2) 220 x 120 (Large Panoramic)

### Key

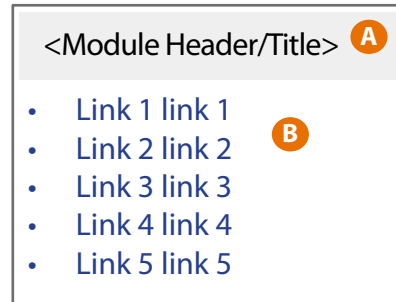
- Mandatory component
- Optional component
- Repeatable component
- A Annotations
- 1 Visibility Dependencies



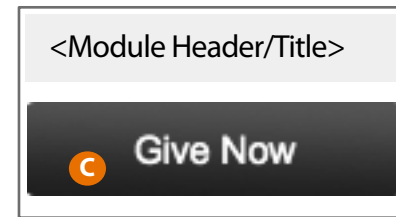
# Highlights Module

Module ID: CM-33

Variation #1 - no button



Variation #2 - including button



## Summary

- Module displays 2 variations: with and without a button.
- All contents in this module are Optional and CMS driven.
- When employed on Level 2 pages, the module will also display automatically on all child pages spawned by the Level 2 page, down to Level 5. However, when deployed at Level 1, this inheritance will not occur, and the module will not display automatically on child pages.




## ID Component Details



A Module <Header/Title>. CMS driven. Can accommodate up to 20 chars.

B Hyperlinks. CMS-driven.

C CSS-styled button. CMS-driven.

## Key

-  Mandatory component
-  Optional component
-  Repeatable component

-  Annotations
-  Visibility Dependencies



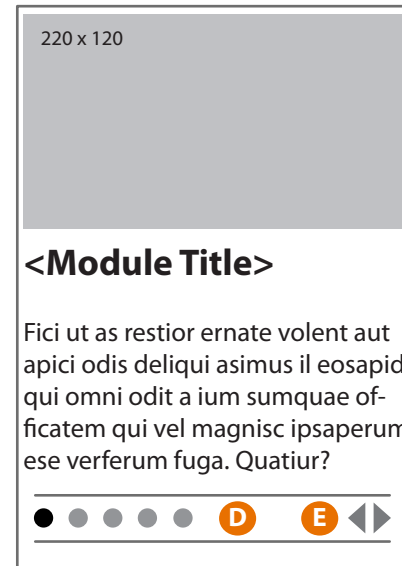
# Sidebar Modules

Module ID: CM-34

Variation #1 - static



Variation #2 -rotating



## Summary

- Module displays 2 variations: static and rotating
- All contents in this module are Optional and CMS driven.

## ID Component Details

ID	Component Details
A	Image, 200 x 120
B	Module <Header/Title>. CMS driven. No character limit; can wrap to more than one line. Hyperlinked.
C	Free text. Does not contain hyperlinks. No character limit.
D	Slider Icons. The number of Icons will be displayed based on the number of slides. The icon has two states 1) Active State: (Black) Indicates visible slide 2) In-active State: (Gray) Indicates non-visible slide.
E	Prev/Next Icons. On click, navigate either to Previous or Next slide in an in-line refresh (i.e., no new page load).

## Key

	Mandatory component		Annotations
	Optional component		Visibility Dependencies
	Repeatable component		



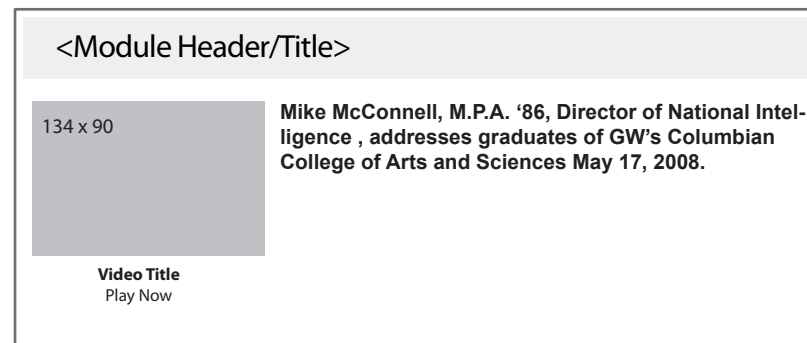
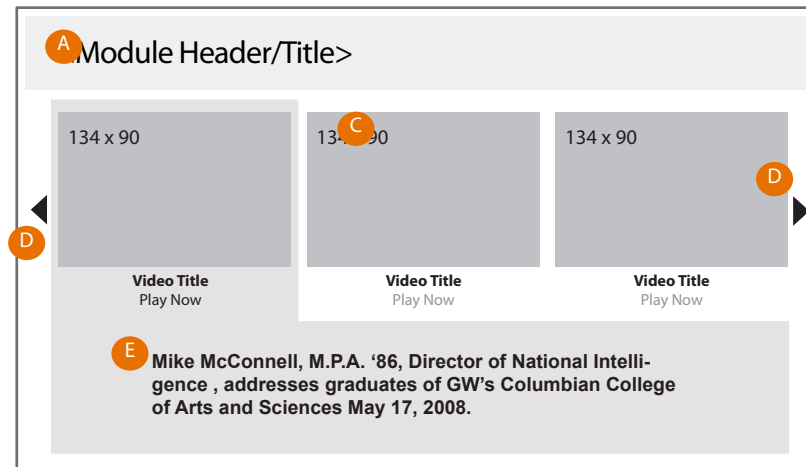
# Media Modules





# 2-Column Video Aggregator Module

Module ID: MM-1 | Package: 1



Variation 1: Video Aggregator Module when Only One Video Is Displayed.

## Key

- Mandatory component
- Optional component
- Repeatable component
- A Annotations
- 1 Visibility Dependencies

## Summary

Two-column video aggregator allows multiple videos to be promoted in a single space. The user may choose from a list of displayed videos and their descriptions, and view the videos inline. It may be used on any page.

This distinguishes the module from CM-3, the 2-column tabbed teaser, which is intended for use on a school's landing page. As it is a 2-column module, it should be used in the center column; its vertical position is optional.

The videos are hand-selected, and are not dependent on a feed or other automatic-population mechanism.

The module is of variable height, minimum two items, maximum six. If one video is desired, use Variation 1

If JavaScript is disabled or absent, highlight and rollover behaviors described below will be absent, but videos will play in the same window.

## ID Component Details

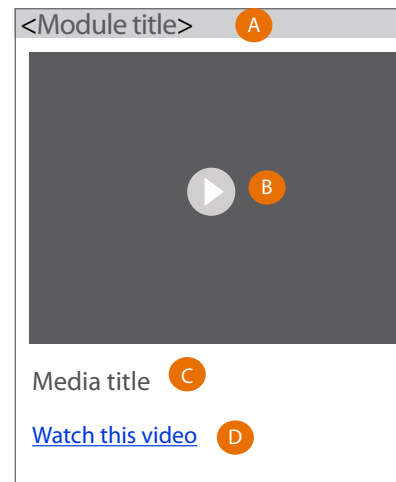
- |   |  |
|---|--|
| A | Module header. Editable. 40 Characters..   |
| B | Default video thumbnail image that, when clicked, launches video (see F). This displays in a selected state. (When other videos are chosen, they assume the selected state. There is a rollover state when the user mouses over an inactive tab.) The "Play Now" link is inactive unless the tab it occupies is active, or unless the user mouses over the tab.<br>Dimension: 134x90   |
| C | Non-Default video thumbnails. Minimum 0, maximum 6. (If 0, the module does not display. If 1, see Variation 1) A rollover of the non-default video thumbnails causes a background color change of a different color from the selected state, and the "play now" link to become active. On mouseover and on mouseout the summary shows and hide respectively. On click makes the unit active with summary below. If its video it needs the play button to be clicked again. |
| D | Navigation arrows. In the default state, the left-facing arrow is inactive. Clicking a right-facing arrow moves the left most video thumbnail off the screen, both remaining videos move one slot to the left, a new video thumbnail appears at right, and the left-facing arrow becomes active. When the last video thumbnail is displayed, the right-facing arrow assumes an inactive state. Inactive if the number of videos is less than four.<br>Icon dimension: 6x12 |
| E | Video Description.   |
| F | The video will play using Lightbox technology, with player-provided controls.<br>Behavior: <ul style="list-style-type: none"> <li>• User clicks video play button.</li> <li>• Video player assumes control of browser window, placing a gray overlay over the portion of the screen not occupied by the player</li> <li>• Video is dismissed by a clearly visible X-control</li> <li>• Upon dismissal, browser window returns to normal state</li> </ul>                   |



# 1 Column Media Teaser Module for Video

Module ID: MM-2 | Package: 2

## Video teaser






## Summary



One-column media teaser for videos, with a Title and Link to play the video in light box (CM-27), can be used on any page. Font size, color and thumbnail size to be part of Visual Design Style Guide.

## ID Component Details

- |   |  |
|---|--|
| A | The element displays "Module Header/Title" which can accommodate up to 20 chars. This element is CMS driven.   |
| B | <b>Video:</b> The video will play using Lightbox technology, with player-provided controls. Behavior: <ul style="list-style-type: none"><li>• User clicks video play button.</li><li>• Video player assumes control of browser window, placing a gray overlay over the portion of the screen not occupied by the player</li><li>• Video is dismissed by a clearly visible X-control</li><li>• Upon dismissal, browser window returns to normal state</li></ul> |
| C | Media title will be displayed here which will be CMS driven. It can accommodate up to 20 chars. This element is CMS driven, optional.  |
| D | Element will link to video gallery. Link name will be CMS-driven.  |

## Key

-  Mandatory component
-  Optional component
-  Repeatable component

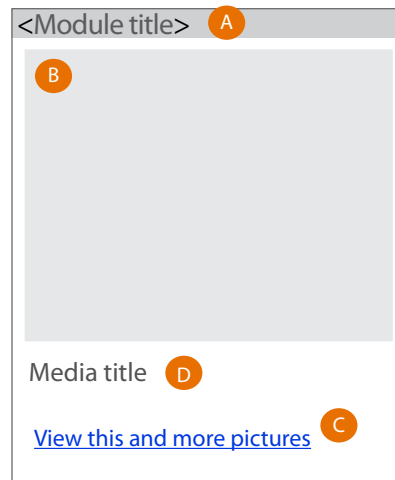
-  Annotations
-  Visibility Dependencies



# 1 Column Media Teaser Module for Photo Gallery

Module ID: MM-3 | Package: 2

Photo Gallery Feature






## Summary



One-column media teaser for Photo Gallery, with a Title and Link to display the photo gallery in light box (CM-27). It can be used on any page. Font size, color and thumbnail size to be part of Visual Design Style Guide.

## ID Component Details

A	The element displays "Module Header/Title" which can accommodate up to 20 chars. This element is CMS driven.
B	The element can be used to show thumbnails by content contributor. All contents are CMS driven. Image is linked to the same destination as hyper-link (C). Size should be 220px X 165px (fixed)
C	Element will link to photo gallery.
D	Media title will be displayed can accommodate up to 20 chars. This element is CMS driven, optional.

## Key

-  Mandatory component
-  Optional component
-  Repeatable component

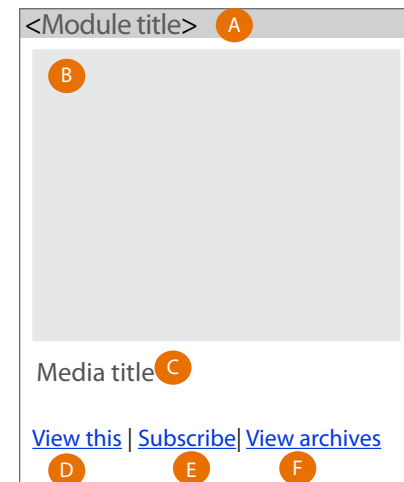
-  Annotations
-  Visibility Dependencies



# 1 Column Media Teaser Module for Newsletter

Module ID: MM-4 | Package: 2

Newsletter Feature






## Summary



One-column media teaser for Newsletter, with a Title and 3 Link to display the newsletter in the details page. It can be used on any page. Font size, color and thumbnail size to be part of Visual Design Style Guide.

## ID Component Details

ID	Component Details
A	The element displays "Module Header/Title" which can accommodate up to 20 chars. This element is CMS driven.
B	The element can be used to show newsletter thumbnail by content contributor. All contents are CMS driven. Image is linked to the same destination as the hyperlink in (D).
C	Media title will be displayed here which will be CMS driven. It can accommodate up to 20 chars. This element is CMS driven, optional.
D	Element will link to "External Publication/External Web-sites" with various formats like (PDF, HTML etc.) Link name will be CMS-driven. This element is linked to the same destination as element (B).
E	Element will link to Newsletter subscription page. Link name will be CMS-driven.
F	Element will link to Newsletter archives page. Link name will be CMS-driven.

## Key

-  Mandatory component
-  Optional component
-  Repeatable component

-  Annotations
-  Visibility Dependencies



# Side Navigation Modules



# Side/Left Navigation Module

Module ID: SN-1 | Package: 2

#1 - 2<sup>nd</sup> level collapsed



#2 - 2<sup>nd</sup> level expanded & 3<sup>rd</sup> level collapsed



## Summary

This is a 1- column module which displays side/left navigation with the list of links and sub-links. Content and links will be CMS driven.

This module will have only "2<sup>nd</sup>, 3<sup>rd</sup>, 4<sup>th</sup>" and 5<sup>th</sup> level navigations. 1<sup>st</sup> level is a part of top navigation.

Side Navigation is "required" on Templates 2, 3, 4 and 5. And is not present on Templates 1, 6, 7 and 8.

For Departments side/left navigation please refer SN-2.

## ID Component Details

A List of "2<sup>nd</sup>" level links will be displayed here, which will contain "3<sup>rd</sup>", "4<sup>th</sup>" and 5<sup>th</sup> level links.

### Actions:

1 - On click of this link it should take you to that page and then you will see list of "3<sup>rd</sup>" level links (Annotation "B").




B List of "3<sup>rd</sup>" level links will be displayed here, which will contain "4<sup>th</sup>" level links.



### Actions:

1 - On click of this link it should take you to that page and then you will see list of "4<sup>th</sup>" level links (Annotation "C").

*Annotations Continue on Next Page...*

## Key

-  Mandatory component
-  Optional component
-  Repeatable component

-  Annotations
-  Visibility Dependencies



# Side/Left Navigation Module (Cont.)

Module ID: SN-1 | Package: 2

#3 - 3<sup>rd</sup> level expanded & 4<sup>th</sup> level collapsed

- [Level 2 link 0](#) A
- [Level 3 link 1](#) B
- [Level 4 link 1](#) C
- [Level 4 link 2](#)
- [Level 4 link 3](#)
- [Level 4 link 4](#)
- [Level 4 link 5](#)
- [Level 4 link 6](#)
- [Level 3 link 2](#)
- [Level 3 link 3](#)
- [Level 3 link 4](#)
- [Level 3 link 5](#)
- .....
- [Level 2 link 1](#)
- .....
- [Level 2 link 2](#)
- .....
- [Level 2 link 3](#)
- .....
- [Level 2 link 4](#)
- .....
- [Level 2 link 5](#)
- .....
- [Level 2 link 6](#)

#4 - 4<sup>th</sup> level expanded & 5<sup>th</sup> level

- [Level 2 link 0](#) A
- [Level 3 link 1](#) B
- [Level 4 link 1](#) C
- [Level 5 link 1](#) D
- [Level 5 link 2](#)
- [Level 5 link 3](#)
- [Level 5 link 4](#)
- [Level 5 link 5](#)
- [Level 4 link 2](#)
- [Level 4 link 3](#)
- [Level 4 link 4](#)
- [Level 4 link 5](#)
- [Level 4 link 6](#)
- .....
- [Level 3 link 2](#)
- [Level 3 link 3](#)
- [Level 3 link 4](#)
- [Level 3 link 5](#)
- .....
- [Level 2 link 1](#)
- .....
- [Level 2 link 2](#)
- .....
- [Level 2 link 3](#)
- .....
- [Level 2 link 4](#)
- .....
- [Level 2 link 5](#)
- .....
- [Level 2 link 6](#)

## ID Component Details

C List of "4<sup>th</sup>" level links will be displayed here, which will contain "5<sup>th</sup>" level links.

**Actions:**

1 - On click of this link it should take you to that page and then you will see list of "5<sup>th</sup>" level links (Annotation "D").

D List of "5<sup>th</sup>" level links will be displayed here.

**Actions:**

1 - On click of link, user will be navigated to the corresponding page.

**Key**

- Mandatory component
- Optional component
- Repeatable component

- A Annotations
- 1 Visibility Dependencies



# Department Side/Left Navigation Module

Module ID: SN-2 | Package: 2

#1 - 2<sup>nd</sup> level collapsed



#2 - 2<sup>nd</sup> level expanded & 3<sup>rd</sup> level collapsed



## Summary

This is a 1- column module which displays side/left navigation with the list of links and sub-links. Content and links will be CMS driven.

This module will have only 3<sup>rd</sup>, 4<sup>th</sup>, 5<sup>th</sup> and 6<sup>th</sup> level navigations. 1<sup>st</sup> level is a part of top navigation. Level 2 is part of H3 Local Identifier module and it will link back to <channel> name.

Side Navigation is "required" on Templates 2, 3, 4 and 5. And is not present on Templates 1 and 6,7 and 8.

## ID Component Details

ID	Component Details
A	List of "3 <sup>rd</sup> " level links will be displayed here, which will contain "4 <sup>th</sup> ", "5 <sup>th</sup> " and 6 <sup>th</sup> level links.  <b>Actions:</b> 1 - On click of this link it should take you to that page and then you will see list of "4 <sup>th</sup> " level links (Annotation "B").
B	List of "4 <sup>th</sup> " level links will be displayed here, which will contain "4 <sup>th</sup> " level links.  <b>Actions:</b> 1 - On click of this link it should take you to that page and then you will see list of "5 <sup>th</sup> " level links (Annotation "C").

*Annotations Continue on Next Page...*

## Key

	Mandatory component		Annotations
	Optional component		Visibility Dependencies
	Repeatable component		





# Department Side/Left Navigation Module

Module ID: SN-2 | Package: 2

#3 - 3<sup>rd</sup> level expanded & 4<sup>th</sup> level collapsed

- [Level 3 link 0](#) **A**

- [Level 4 link 1](#) **B**

- [Level 5 link 1](#) **C**

- [Level 5 link 2](#)

- [Level 5 link 3](#)

- [Level 5 link 4](#)

- [Level 5 link 5](#)

- [Level 5 link 6](#)

- [Level 4 link 2](#)

- [Level 4 link 3](#)

- [Level 4 link 4](#)

- [Level 4 link 5](#)

.....

- [Level 3 link 1](#)

.....

- [Level 3 link 2](#)

.....

- [Level 3 link 3](#)

.....

- [Level 3 link 4](#)

.....

- [Level 3 link 5](#)

.....

- [Level 3 link 6](#)

.....

[View All Departments](#) **E**

#4 - 4<sup>th</sup> level expanded & 5<sup>th</sup> level

- [Level 3 link 0](#) **A**

- [Level 4 link 1](#) **B**

- [Level 5 link 1](#) **C**

- [Level 6 link 1](#) **D**

- [Level 6 link 2](#)

- [Level 6 link 3](#)

- [Level 6 link 4](#)

- [Level 6 link 5](#)

- [Level 5 link 2](#)

- [Level 5 link 3](#)

- [Level 5 link 4](#)

- [Level 5 link 5](#)

- [Level 5 link 6](#)

.....

- [Level 4 link 2](#)

- [Level 4 link 3](#)

- [Level 4 link 4](#)

- [Level 4 link 5](#)

.....

- [Level 3 link 1](#)

.....

- [Level 3 link 2](#)

.....

- [Level 3 link 3](#)

.....

- [Level 3 link 4](#)

.....

- [Level 3 link 5](#)

.....

- [Level 3 link 6](#)

.....

[View All Departments](#) **E**

## ID Component Details

C List of "5<sup>th</sup>" level links will be displayed here, which will contain "6<sup>th</sup>" level links.

### Actions:

1 - On click of this link it should take you to that page and then you will see list of "6<sup>th</sup>" level links (Annotation "C").

D List of "6<sup>th</sup>" level links will be displayed here.

### Actions:

1 - On click of link, user will be navigated to the corresponding page.

E "View All Departments" link will be displayed in the bottom of the side/left navigation in only department's pages. This link will navigate user to Department landing page where user will see list of departments.

*Example:* If user clicks on "Department of English" in Department landing page, user will reach to Department of English page and there user will see this link in left navigation.

### Key

- Mandatory component
- Optional component
- Repeatable component

- A Annotations
- 1 Visibility Dependencies



# Module Sets













# Blog & Social Networking Module Set

Module ID: MS-1, (CM-11 + CM-12) | Package: 1

<Module Header/Title> A

60 x 60 **<Title social media>**  
Subtitle: CO2, Oil,  
Electric Vehicles, Wind  
and Solar  
Ken Zweibel, January  
27, 2010  
Lorem ipsum dolor sit amet,  
consectetur adipiscing elit.  
Quisque venenatis urna ac nisl  
ullam.  
In cursus metus tellus, quis  
vehicula enim. Duis vel quam  
nulla.  
[read more »](#)  
[view all <CCAS> social media »](#)

<Module Header/Title> B




 <social media>	 <social media>
 <social media>	 <social media>
 <social media>	 <social media>
 <social media>	 <social media>
 <social media>	 <social media>



## Summary

This is a 1-col Module Set consisting of CM-11 & CM-12 and behaves the same as defined in the respective modules. This is positioned in the right rail..

ID	Component Details
A	Same as CM-11
B	Same as CM-12

### Key

-  Mandatory component
-  Optional component
-  Repeatable component

-  Annotations
-  Visibility Dependencies




# Hero Container Module Set

Module ID: MS-2 | Package: 2

## #1



## #2



### Summary

This MODULE-SET is a container for the Hero module, consists of H-1 & H-2 with 4 different variations to suit 3 different page levels and number of images available. As this is just a container Module-set, the detailed behavior is described in H-1 & H-2 modules.

### ID Component Details

ID	Component Details
A	<b>H2 Hero Module (605x316)</b> (please refer H2 for detailed behaviour/interaction)
B	<b>H1 Hero module</b> (please refer H1 for detailed behaviour/interaction)

### Key

	Mandatory component		Annotations
	Optional component		Visibility Dependencies
	Repeatable component		



# Hero Container Module Set (cont...)

MS-2, Module Set and Variations




#3





#4



## Key


-  Mandatory component
-  Optional component
-  Repeatable component

-  Annotations
-  Visibility Dependencies



# Static Hero Container

Module Set: MS-3 | Package: 2



## Summary




This MODULE-SET is a container for the Hero module, consists of H-5 & H-1.1. As this is just a container Module-set, the detailed behavior is described in H-5 & H-1.1 modules.



### ID Component Details

A **H2 Hero Module (605x316)**  
(please refer H5 for detailed behaviour/interaction)

B **H1 Hero module**  
(please refer H1.1 for detailed behaviour/interaction)

### Key

-  Mandatory component
-  Optional component
-  Repeatable component


-  Annotations
-  Visibility Dependencies



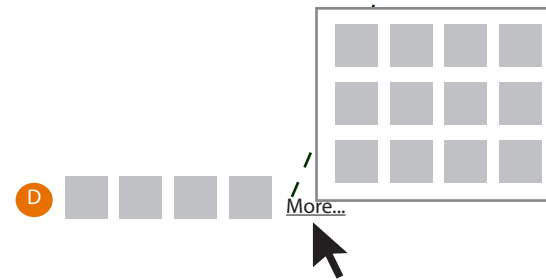
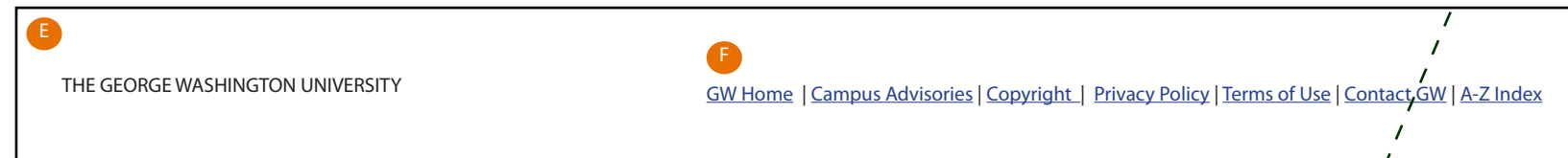
# College and University Footer Module Set

Module ID: MS-4 | Package: 3

## Module ID: F-2 College Footer



## Module ID: F-1 GW Global Footer



## Summary

A Module-set with the combination of 2 modules (F-1 and F-2) provides commonly accessed links on every page. These modules will display combined on all colleges, whereas a single module F-1 (GW Global Footer) will display ONLY for "gwu.edu"

## ID Component Details

- | ID | Component Details  |
|----|--|
| A  | School/College name and address. System text, not editable. (Individual departments will not have an extra line)   |
| B  | School/College footer links. If links are added, the line of type will grow to the left (i.e., it is anchored right). The line of links may not be so long as to wrap to a second line.  |
| C  | Social Media links (current list: RSS Feed, Twitter, Facebook, Blogs). Also anchored right. Maximum number of icons to display is 6; in case of a need for more, see D. The sequence of the social media links is not handled by the system -- they will display in the order that the content editor enters them, with first entry displaying on the left. RSS feed is specific to the college, and not to GWU.edu. All social media links are manually configured -- system does not create any RSS feeds. Icon dimension: 16x16 |
| D  | In case of >6 icons, we will add a "More" hyperlink. Hovering over the "More" hyperlink will produce a flyout box (dismissed on MouseOut) that lists the extra links. Clicking the "More" link dispatches to a page with a full list of all Social Media destinations (page TBD).  |
| E  | GW name. System text, not editable.  |
| F  | GW footer links. GW-level text links are fixed and universal.  |

Note Footer displays irrespective of HTTP Error types.

## Key

- |  |   |
|--|---|
|  Mandatory component  |  Annotations             |
|  Optional component   |  Visibility Dependencies |
|  Repeatable component |   |



# Search Results





# 2 Columns Search Result Module

Module ID: SR-1 | Package: 3

The screenshot shows a search interface with the following components and annotations:

- A**: Keyword input field.
- B**: Filter criteria dropdown menu showing "Columbian College" and "GW Law College".
- C**: Search button.
- D**: Message: "Your search - <KEYWORD> - did not match any documents. No pages were found containing '<KEYWORD>'."
- E**: "Did you mean: <suggested keyword>" section.
- F**: "Office of the President" featured link.
- G**: "Showing 1- 10 of about <180> results" summary.
- H**: Search result row containing:
  - File type (pdf, word, text, excel, jpg, gif etc.)
  - First 100 characters of the result as a title.
  - Second 100 characters as a blurb.
  - URL of the web page.
- I**: Pagination: "« Previous 1 2 3 4 5 6 7 Next »"

## Summary

The search return, whether filtered or not, is displayed in the GWU.edu search-return chrome (as it is displayed in Phase-1), will be rendered in the center 2 columns and the search result page will have :

- Header & footer remains the same
- static/hard coded list of "more ways to search" links in the left rail
- list of "related searches" link in the right rail

## ID Component Details

A	Keyword input: form filed to enter <keyword> for search Max chars: 100, form field mandatory Keyword can be alphabet, numeric, special chars, file extensions, comma separated values, upper case, lower case or mixture of all these, also allows copy paste of above char types from other sources.
B	Filter criteria: Option 1 - gwu.edu, Option 2 - Specific College/School Names within GW. It is a mandatory form field. B1 displays on-click, with the above options
C	Search button: Mandatory, on-click submits search <keyword> and returns the result below or suggests options in case of "No matching results found".
D	This section appears in case of "No matching results found", This section is mandatory and conditional.
E	This section auto-suggests the closest option to the keyword if available. This section is mandatory and conditional.
F	This section appears if the if element "E" is clicked, as a special link if available. This section is mandatory and conditional.
G	This section displays the summary of total no. of results returned, rows displayed per page and total no. of pages.
H	This is one Search result row and displays: 1 - File type (pdf, word, text, excel, jpg, gif etc.) as shown in results row "H1" & "H2" and it does not appear if its a web page(html, asp, jsp, cfm etc;) as shown in option "H3" 2 - First 100 characters of the result, as a result title, link to the details page 3 - Second 100 characters as blurb to follow the above 4 - URL of the web page from where this row of result is retrieved
I	Pagination to facilitate navigation between multiple results pages.

## Key

- Mandatory component
- Optional component
- Repeatable component
- Annotations
- Visibility Dependencies

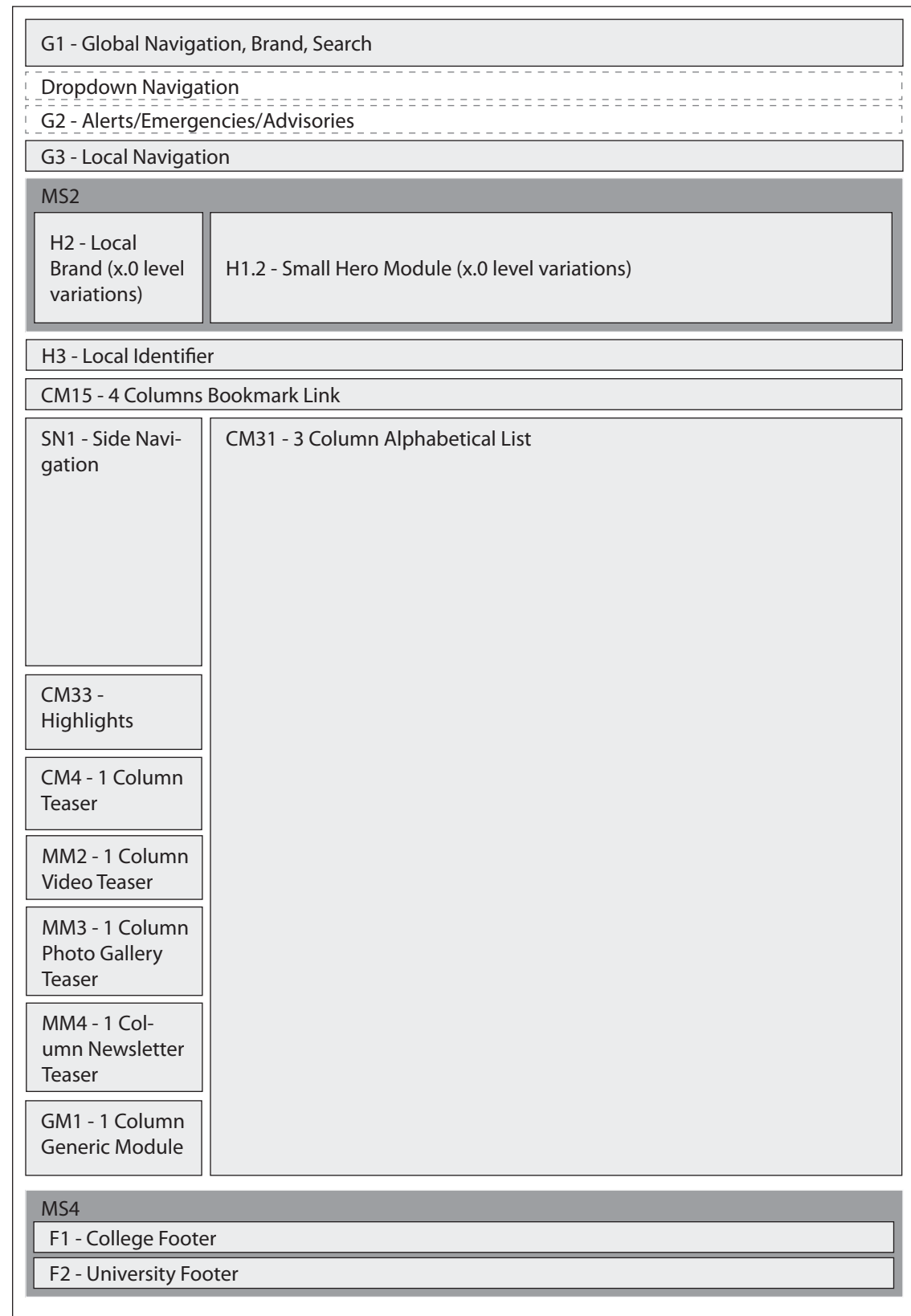


# Appendix A: Template Variations



# Template 2 Variations

## Variation 1: Alphabetical List



Mandatory Page Element

Optional/Not Visible Page Element

### Framework Elements

#### Global/Local Header Modules

G1	Global Navigation, Brand and Search
G2	Alerts, Emergencies and Advisories
G3	Local Navigation
MS2	4 Columns Hero Container
H1	Hero Module (x.0 level variations)
H2	Local Brand (x.0 level variation contains only school logo)
H3	4 Columns Local Identifier

#### Left Rail Modules

SN1	Side Navigation
CM33	Highlights
CM4	1 Column Carousel Teaser (substituted by CM34 rotating sidebar for June Launch)
MM2	1 Column Video Teaser (substituted by CM34 static sidebar for June Launch)
MM3	1 Column Photo Gallery Teaser (substituted by CM34 static sidebar for June Launch)
MM4	1 Column Newsletter Teaser (substituted by CM34 static sidebar for June Launch)
GM1	1 Column Generic Sidebar

#### Main Content Area

CM31	3 Columns Alphabetical List <b>Page Example:</b> Department and Programs
------	---

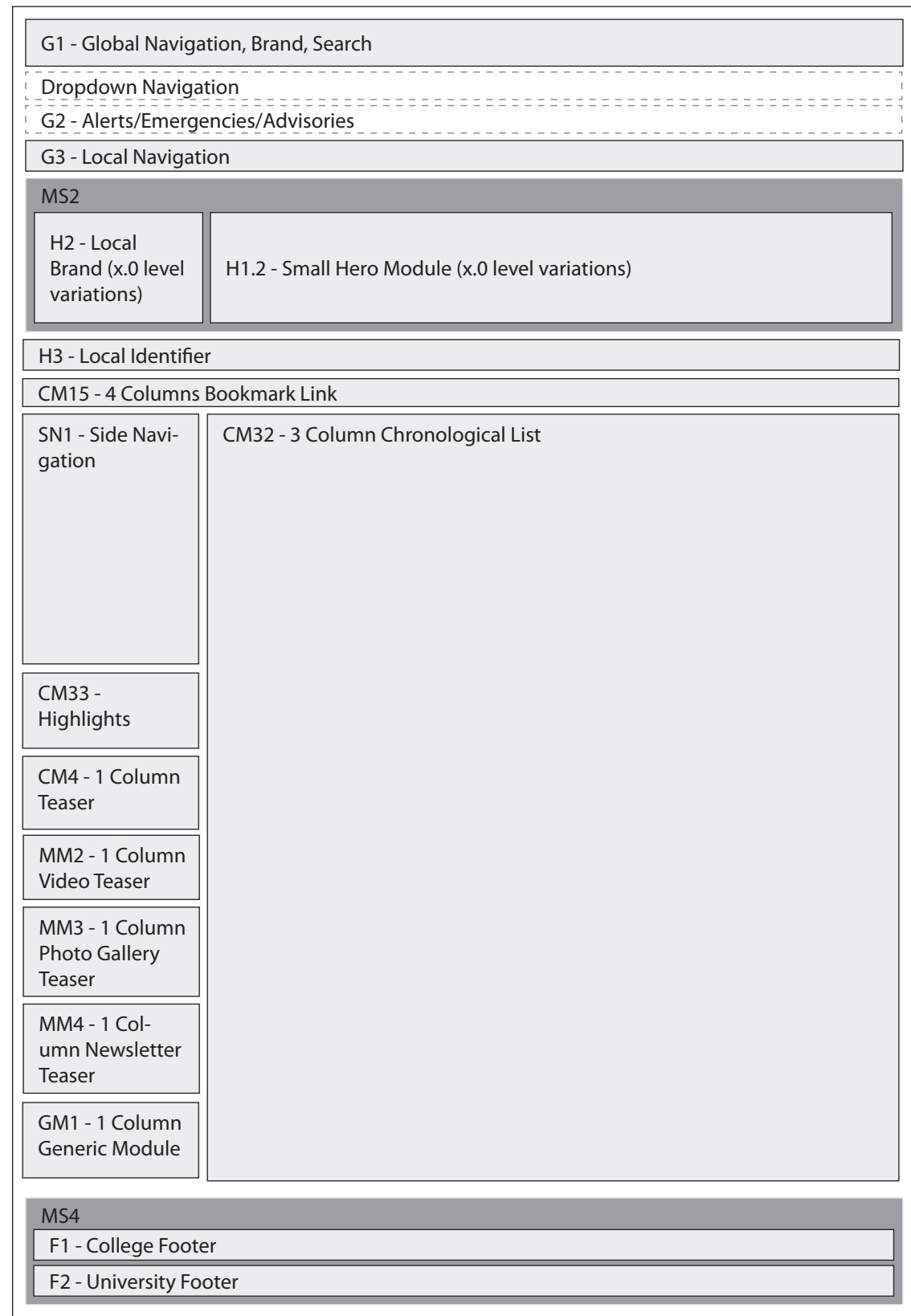
#### Footer

MS4	Global Footer Module Set
F1	College Footer
F2	University Footer



# Template 2 Variations

## Variation 2: Chronological Listing



Mandatory Page Element  
 Optional/Not Visible Page Element

### Framework Elements

#### Global/Local Header Modules

G1	Global Navigation, Brand and Search
G2	Alerts, Emergencies and Advisories
G3	Local Navigation
MS2	4 Columns Hero Container
H1	Hero Module (x.1 level 2 landing variations)
H2	Local Brand (x.1 level 2 landing variations contain school logo, tagline or cross-linking navigation)
H3	4 Columns Local Identifier

#### Left Rail Modules

SN1	Side Navigation
CM33	Highlights
CM4	1 Column Carousel Teaser (substituted by CM34 rotating sidebar for June Launch)
MM2	1 Column Video Teaser (substituted by CM34 static sidebar for June Launch)
MM3	1 Column Photo Gallery Teaser (substituted by CM34 static sidebar for June Launch)
MM4	1 Column Newsletter Teaser (substituted by CM34 static sidebar for June Launch)
GM1	1 Column Generic Sidebar

#### Main Content Area

CM32	3-Column Chronological List
------	-----------------------------

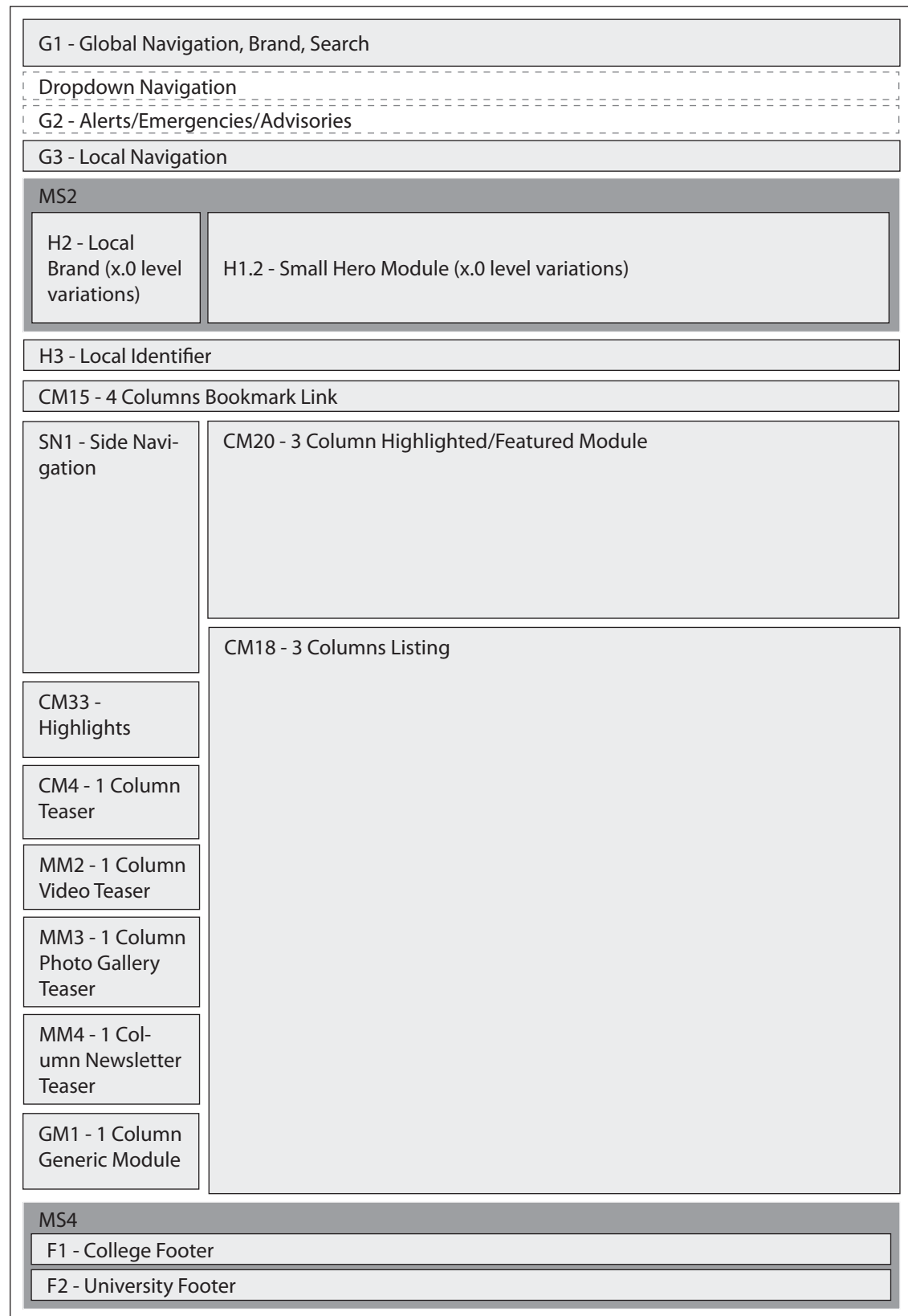
#### Footer

MS4	Global Footer Module Set
F1	College Footer
F2	University Footer



# Template 2 Variations

## Variation 3: Featured Elements and Listing



- Mandatory Page Element
- Optional/Not Visible Page Element

### Framework Elements

#### Global/Local Header Modules

G1	Global Navigation, Brand and Search
G2	Alerts, Emergencies and Advisories
G3	Local Navigation
MS2	4 Columns Hero Container
H1	Hero Module (x.1 level 2 landing variations)
H2	Local Brand (x.1 level 2 landing variations contain school logo, tagline or cross-linking navigation)
H3	4 Columns Local Identifier

#### Left Rail Modules

SN1	Side Navigation
CM33	Highlights
CM4	1 Column Carousel Teaser (substituted by CM34 rotating sidebar for June Launch)
MM2	1 Column Video Teaser (substituted by CM34 static sidebar for June Launch)
MM3	1 Column Photo Gallery Teaser (substituted by CM34 static sidebar for June Launch)
MM4	1 Column Newsletter Teaser (substituted by CM34 static sidebar for June Launch)
GM1	1 Column Generic Sidebar

#### Main Content Area

CM20	3 Columns Highlighted List Elements
CM18	3 Columns Listing

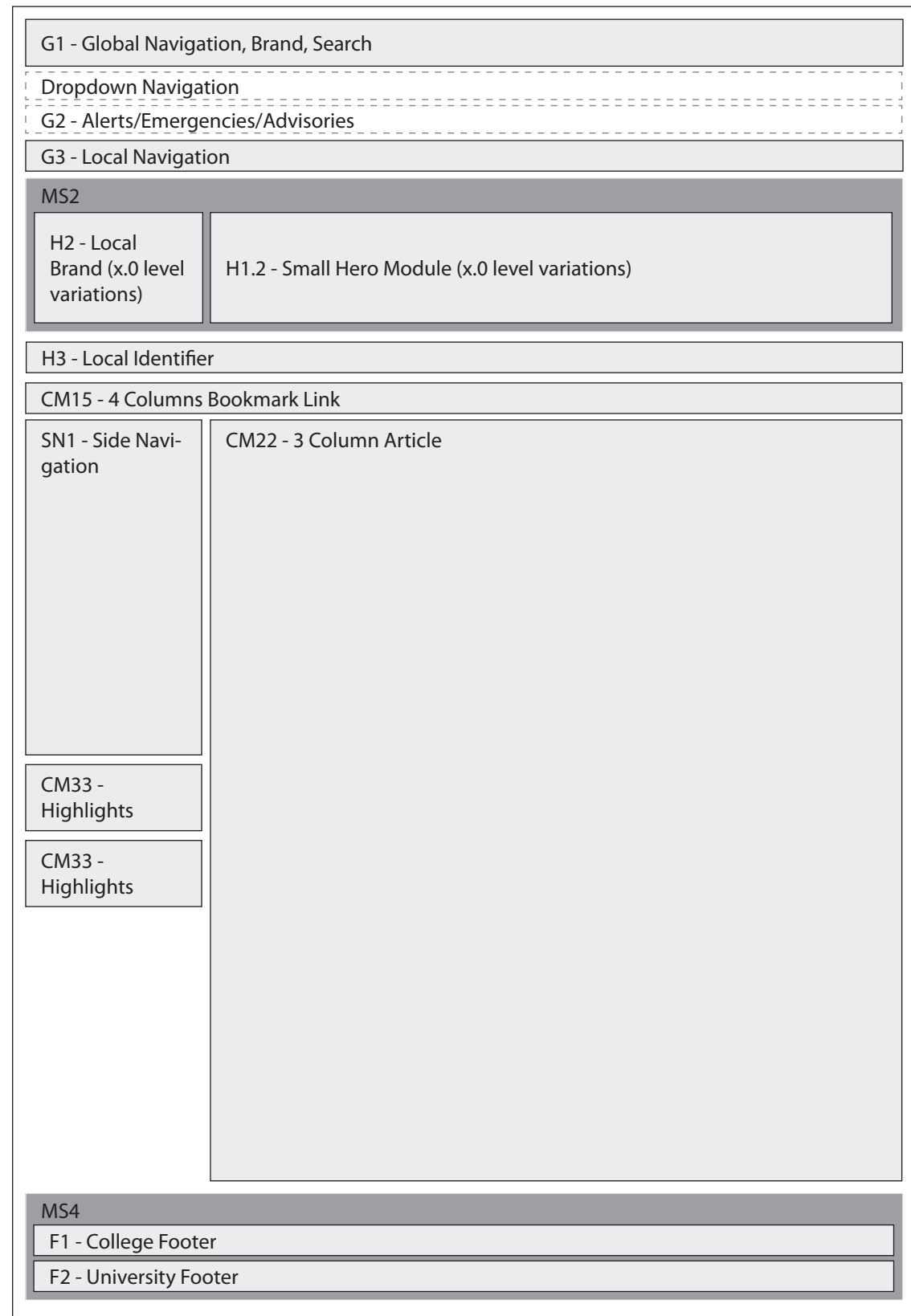
#### Footer

MS4	Global Footer Module Set
F1	College Footer
F2	University Footer



# Template 2 Variations

## Variation 4: Article



- Mandatory Page Element
- Optional/Not Visible Page Element

### Framework Elements

#### Global/Local Header Modules

G1	Global Navigation, Brand and Search
G2	Alerts, Emergencies and Advisories
G3	Local Navigation
MS2	4 Columns Hero Container
H1	Hero Module (x.1 level 2 landing variations)
H2	Local Brand (x.1 level 2 landing variations contain school logo, tagline or cross-linking navigation)
H3	4 Columns Local Identifier

#### Left Rail Modules

SN1	Side Navigation
CM33	Highlights

#### Main Content Area

CM22	3 Columns Article
------	-------------------

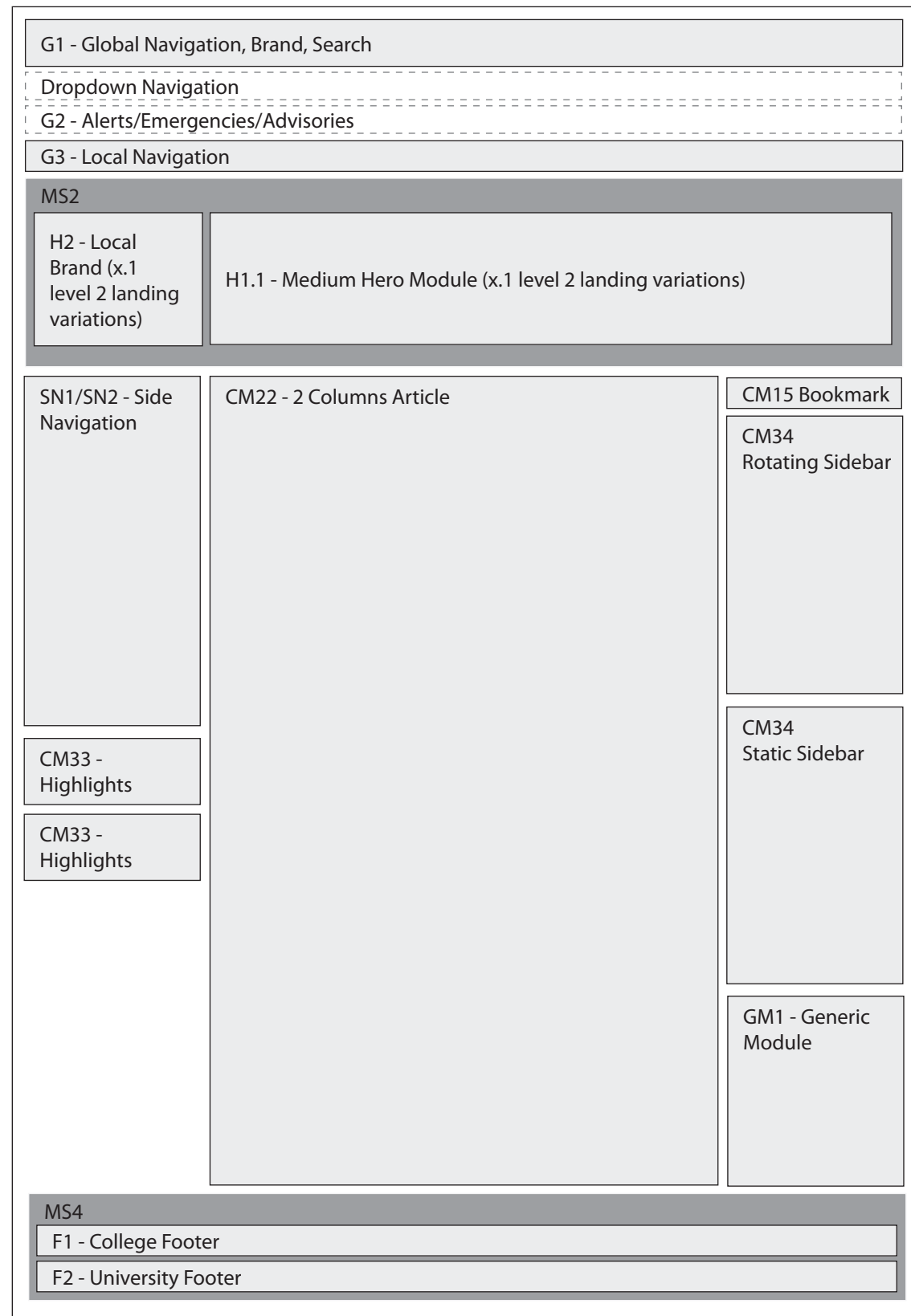
#### Footer

MS4	Global Footer Module Set
F1	College Footer
F2	University Footer



# Template 3 Variations

## Variation 1: Article Only



- Mandatory Page Element
- Optional/Not Visible Page Element

### Framework Elements

#### Global/Local Header Modules

G1	Global Navigation, Brand and Search
G2	Alerts, Emergencies and Advisories
G3	Local Navigation
MS2	4 Columns Hero Container
H1	Hero Module (x.1 level 2 landing variations)
H2	Local Brand (x.1 level 2 landing variations contain school logo and tagline)

#### Left Rail Modules

SN1/	Side Navigation
SN2	

CM33	Highlights
------	------------

#### Right Rail Modules

CM15	1 Column Bookmark Link
CM2	Ad Space
CM13	Apply Now (same as CM2)
CM5	1 Column Listing w/w/o Thumbnails
CM34	Sidebar (Rotating)
CM34	Sidebar (static)
GM1	1 Column Generic Sidebar

#### Main Content Area

CM22	2 Columns Article
------	-------------------

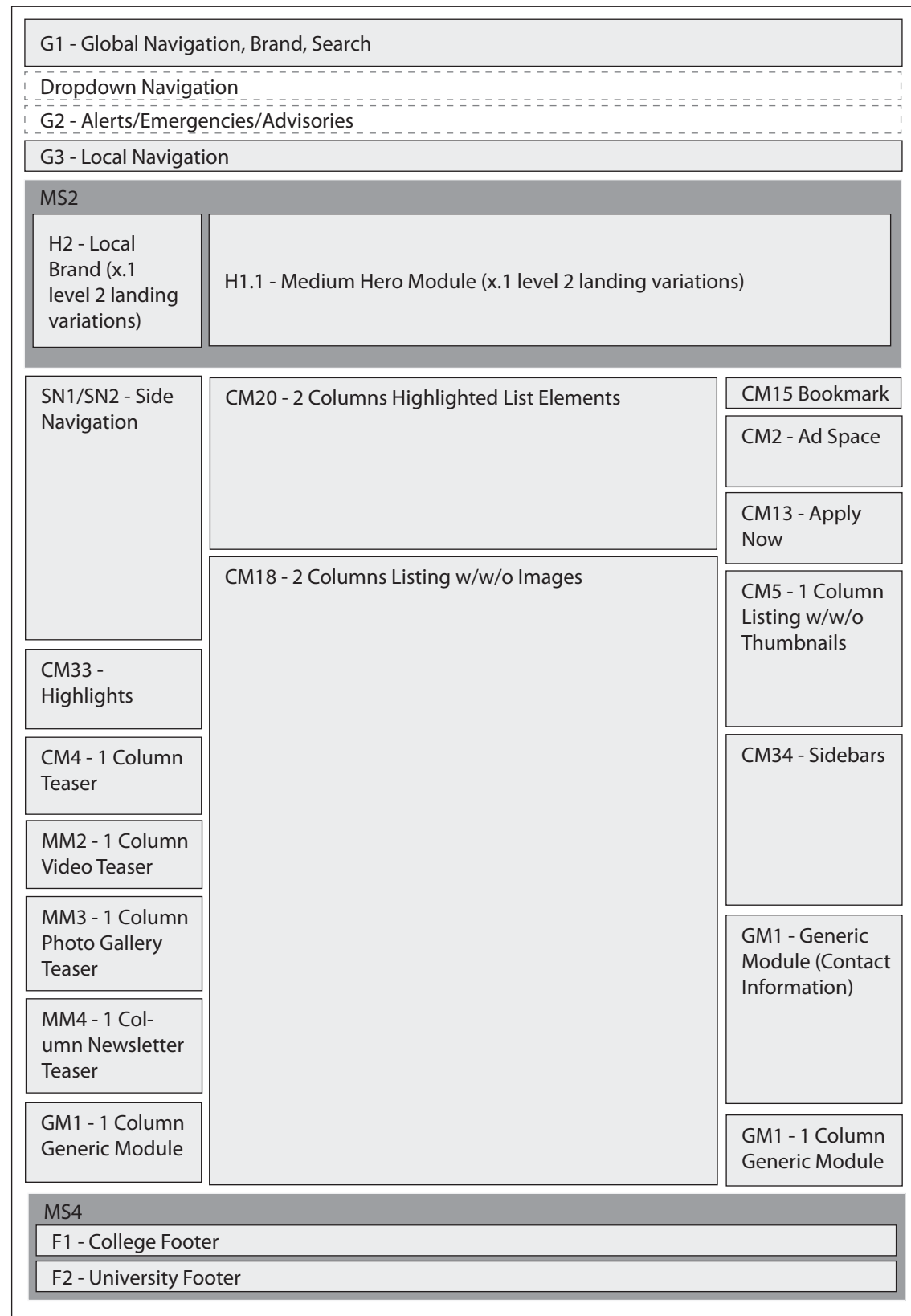
#### Footer

MS4	Global Footer Module Set
F1	College Footer
F2	University Footer



# Template 3 Variations

## Variation 2: Repeating Featured and Listing



Mandatory Page Element

Optional/Not Visible Page Element

### Framework Elements

#### Global/Local Header Modules

G1	Global Navigation, Brand and Search
G2	Alerts, Emergencies and Advisories
G3	Local Navigation
MS2	4 Columns Hero Container
H1	Hero Module (x.1 level 2 landing variations)
H2	Local Brand (x.1 level 2 landing variations contain school logo and tagline)

#### Left Rail Modules

SN1/ SN2	Side Navigation
CM33	Highlights
CM4	1 Column Carousel Teaser (substituted by CM34 rotating sidebar for June Launch)
MM2	1 Column Video Teaser (substituted by CM34 static sidebar for June Launch)
MM3	1 Column Photo Gallery Teaser (substituted by CM34 static sidebar for June Launch)
MM4	1 Column Newsletter Teaser (substituted by CM34 static sidebar for June Launch)

GM1 1 Column Generic Sidebar

#### Right Rail Modules

CM15	1 Column Bookmark Link
CM2	Ad Space
CM13	Apply Now (same as CM2)
CM5	1 Column Listing w/w/o Thumbnails
CM34	Sidebars
GM1	1 Column Generic Sidebar

#### Main Content Area

CM20	2 Columns Highlighted List Elements
CM18	2 Columns Listing w/w/o Images

#### Footer

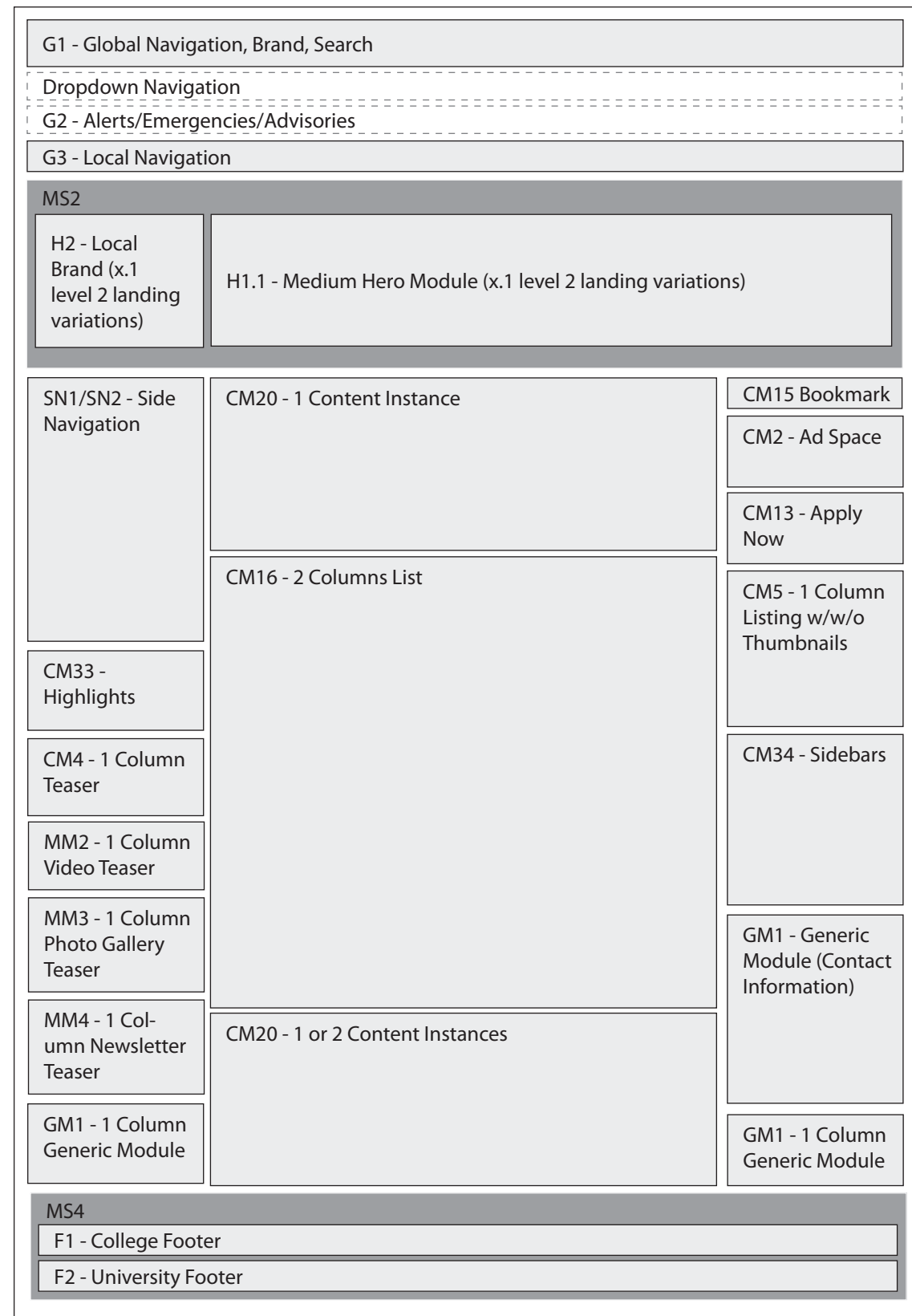
MS4	Global Footer Module Set
F1	College Footer
F2	University Footer





# Template 3 Variations

## Variation 3: <Department> Home Page



Mandatory Page Element  
 Optional/Not Visible Page Element

### Framework Elements

#### Global/Local Header Modules

G1	Global Navigation, Brand and Search
G2	Alerts, Emergencies and Advisories
G3	Local Navigation
MS2	4 Columns Hero Container
H1	Hero Module (x.1 level 2 landing variations)
H2	Local Brand (x.1 level 2 landing variations contain school logo and tagline)

#### Left Rail Modules

SN1/ SN2	Side Navigation
CM33	Highlights
CM4	1 Column Carousel Teaser (substituted by CM34 rotating sidebar for June Launch)
MM2	1 Column Video Teaser (substituted by CM34 static sidebar for June Launch)
MM3	1 Column Photo Gallery Teaser (substituted by CM34 static sidebar for June Launch)
MM4	1 Column Newsletter Teaser (substituted by CM34 static sidebar for June Launch)
GM1	1 Column Generic Sidebar

#### Right Rail Modules

CM15	1 Column Bookmark Link
CM2	Ad Space
CM13	Apply Now (same as CM2)
CM5	1 Column Listing w/w/o Thumbnails
CM34	Sidebars
GM1	1 Column Generic Sidebar

#### Main Content Area

CM20	2 Columns Highlighted List Elements (1 content instance)
CM16	2 Columns List
CM20	2 Columns Highlighted List Elements (1 or 2 content instance)

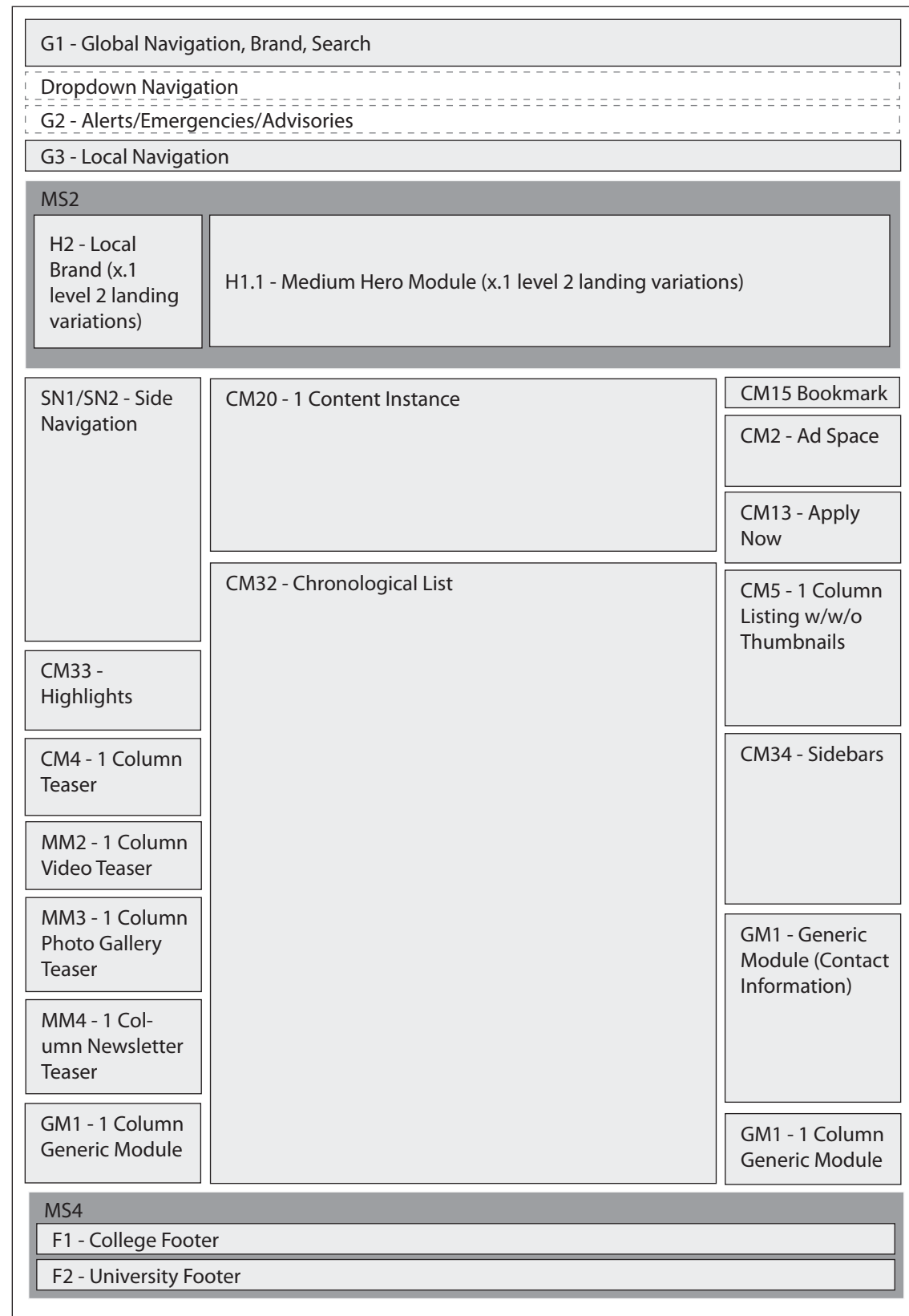
#### Footer

MS4	Global Footer Module Set
F1	College Footer
F2	University Footer



# Template 3 Variations

## Variation 4: Chronological List



Mandatory Page Element  
 Optional/Not Visible Page Element

### Framework Elements

#### Global/Local Header Modules

G1	Global Navigation, Brand and Search
G2	Alerts, Emergencies and Advisories
G3	Local Navigation
MS2	4 Columns Hero Container
H1	Hero Module (x.1 level 2 landing variations)
H2	Local Brand (x.1 level 2 landing variations contain school logo and tagline)

#### Left Rail Modules

SN1/ SN2	Side Navigation
CM33	Highlights
CM4	1 Column Carousel Teaser (substituted by CM34 rotating sidebar for June Launch)
MM2	1 Column Video Teaser (substituted by CM34 static sidebar for June Launch)
MM3	1 Column Photo Gallery Teaser (substituted by CM34 static sidebar for June Launch)
MM4	1 Column Newsletter Teaser (substituted by CM34 static sidebar for June Launch)
GM1	1 Column Generic Sidebar

#### Right Rail Modules

CM15	1 Column Bookmark Link
CM2	Ad Space
CM13	Apply Now (same as CM2)
CM5	1 Column Listing w/w/o Thumbnails
CM34	Sidebars
GM1	1 Column Generic Sidebar

#### Main Content Area

CM20	2 Columns Highlighted List Elements (1 content instance)
CM32	Chronological List

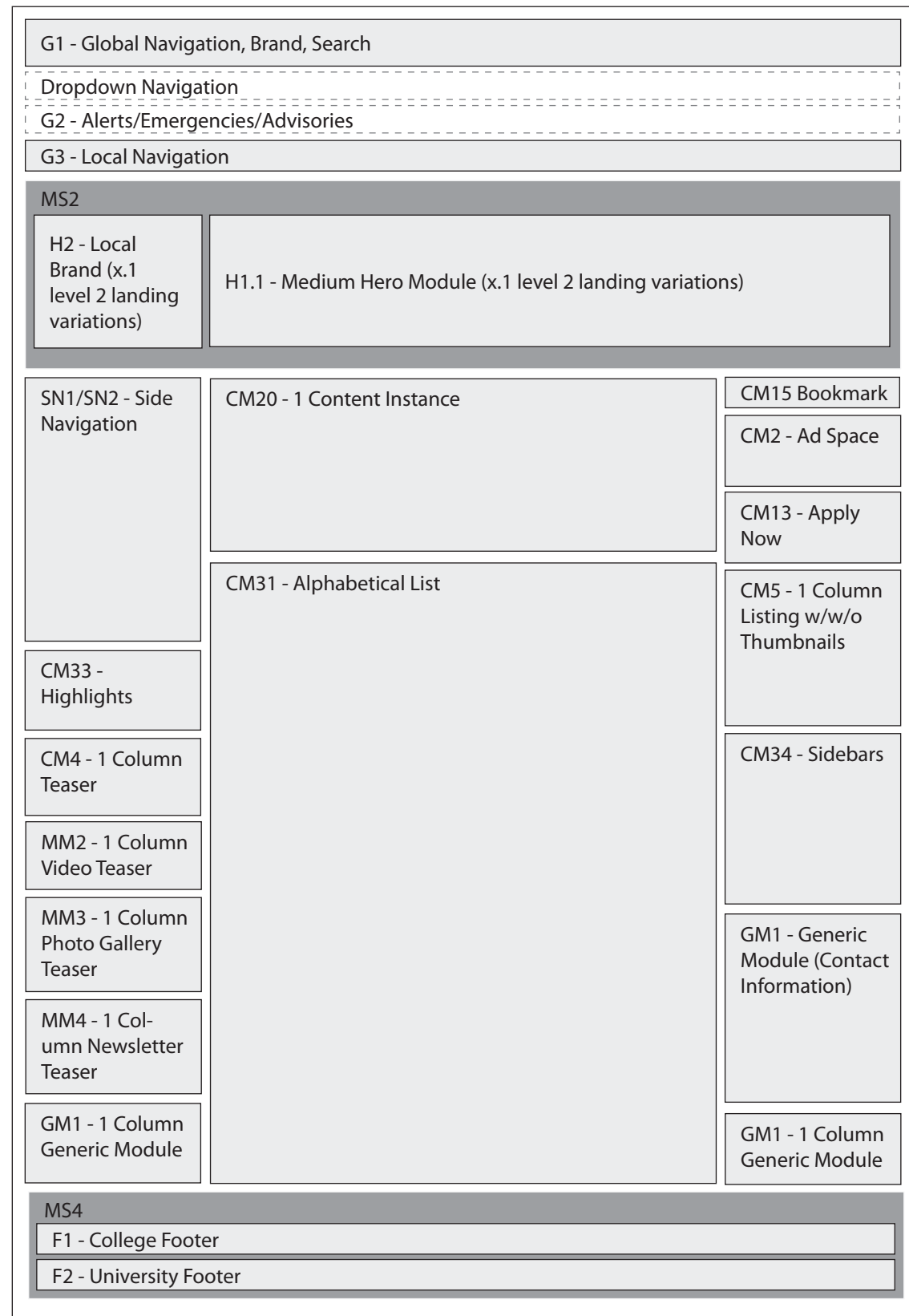
#### Footer

MS4	Global Footer Module Set
F1	College Footer
F2	University Footer



# Template 3 Variations

## Variation 5: Alphabetical List



Mandatory Page Element  
 Optional/Not Visible Page Element

### Framework Elements

#### Global/Local Header Modules

G1	Global Navigation, Brand and Search
G2	Alerts, Emergencies and Advisories
G3	Local Navigation
MS2	4 Columns Hero Container
H1	Hero Module (x.1 level 2 landing variations)
H2	Local Brand (x.1 level 2 landing variations contain school logo and tagline)

#### Left Rail Modules

SN1/ SN2	Side Navigation
CM33	Highlights
CM4	1 Column Carousel Teaser (substituted by CM34 rotating sidebar for June Launch)
MM2	1 Column Video Teaser (substituted by CM34 static sidebar for June Launch)
MM3	1 Column Photo Gallery Teaser (substituted by CM34 static sidebar for June Launch)
MM4	1 Column Newsletter Teaser (substituted by CM34 static sidebar for June Launch)
GM1	1 Column Generic Sidebar

#### Right Rail Modules

CM15	1 Column Bookmark Link
CM2	Ad Space
CM13	Apply Now (same as CM2)
CM5	1 Column Listing w/w/o Thumbnails
CM34	Sidebar
GM1	1 Column Generic Sidebar

#### Main Content Area

CM20	2 Columns Highlighted List Elements (1 content instance)
CM31	Alphabetical List

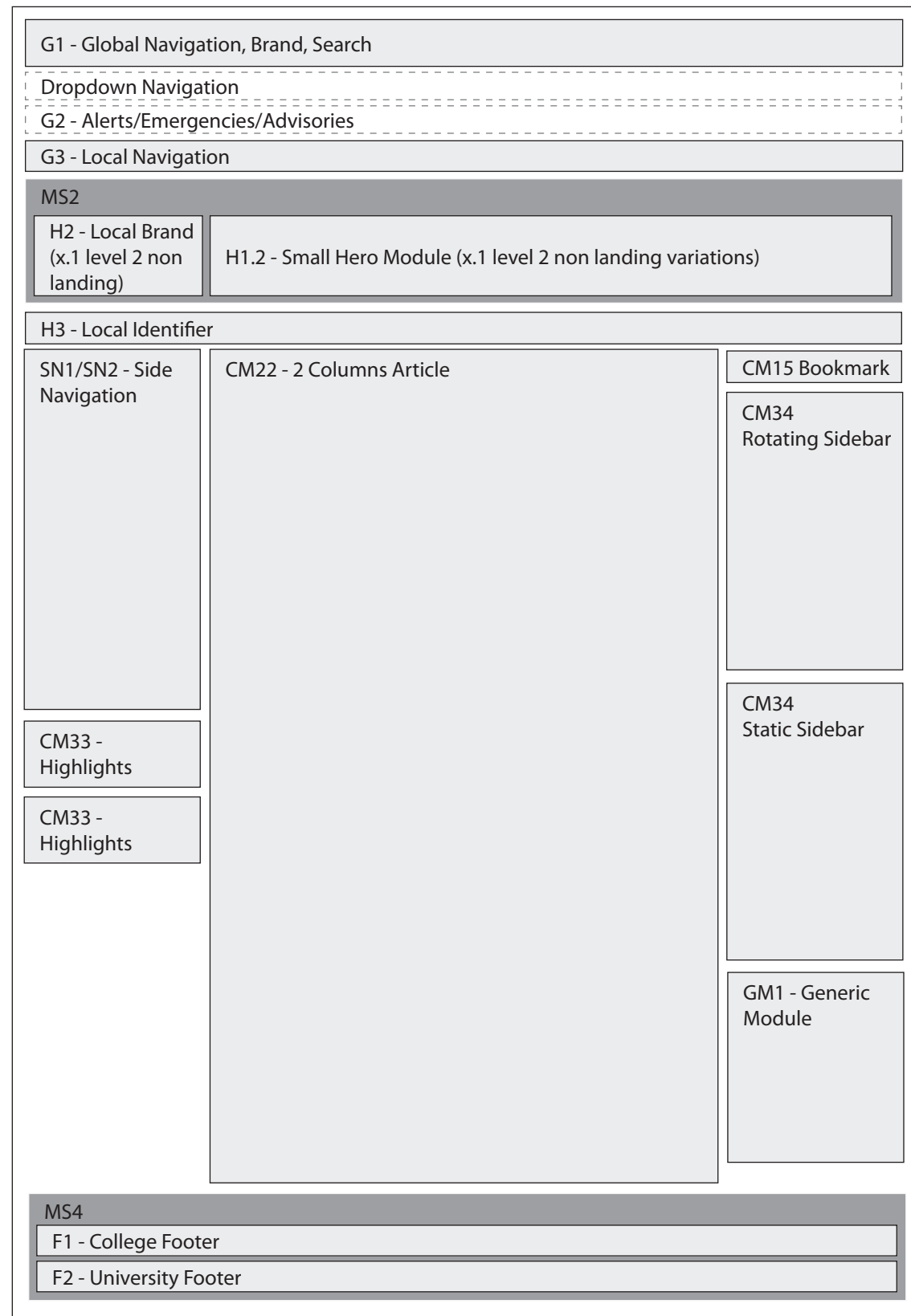
#### Footer

MS4	Global Footer Module Set
F1	College Footer
F2	University Footer



# Template 4 Variations

## Variation 1: Article Only



- Mandatory Page Element
- Optional/Not Visible Page Element

### Framework Elements

#### Global/Local Header Modules

G1	Global Navigation, Brand and Search
G2	Alerts, Emergencies and Advisories
G3	Local Navigation
MS2	4 Columns Hero Container
H1	Hero Module (x.1 level 2 non landing variations)
H2	Local Brand (x.1 level 2 non landing variations contain only school logo)

#### Left Rail Modules

SN1/	Side Navigation
SN2	
CM33	Highlights (2 instances)

#### Right Rail Modules

CM15	1 Column Bookmark Link
CM34	Rotating Sidebar
CM34	Static Sidebar
GM1	Generic Module

#### Main Content Area

CM22	2 Columns Article
------	-------------------

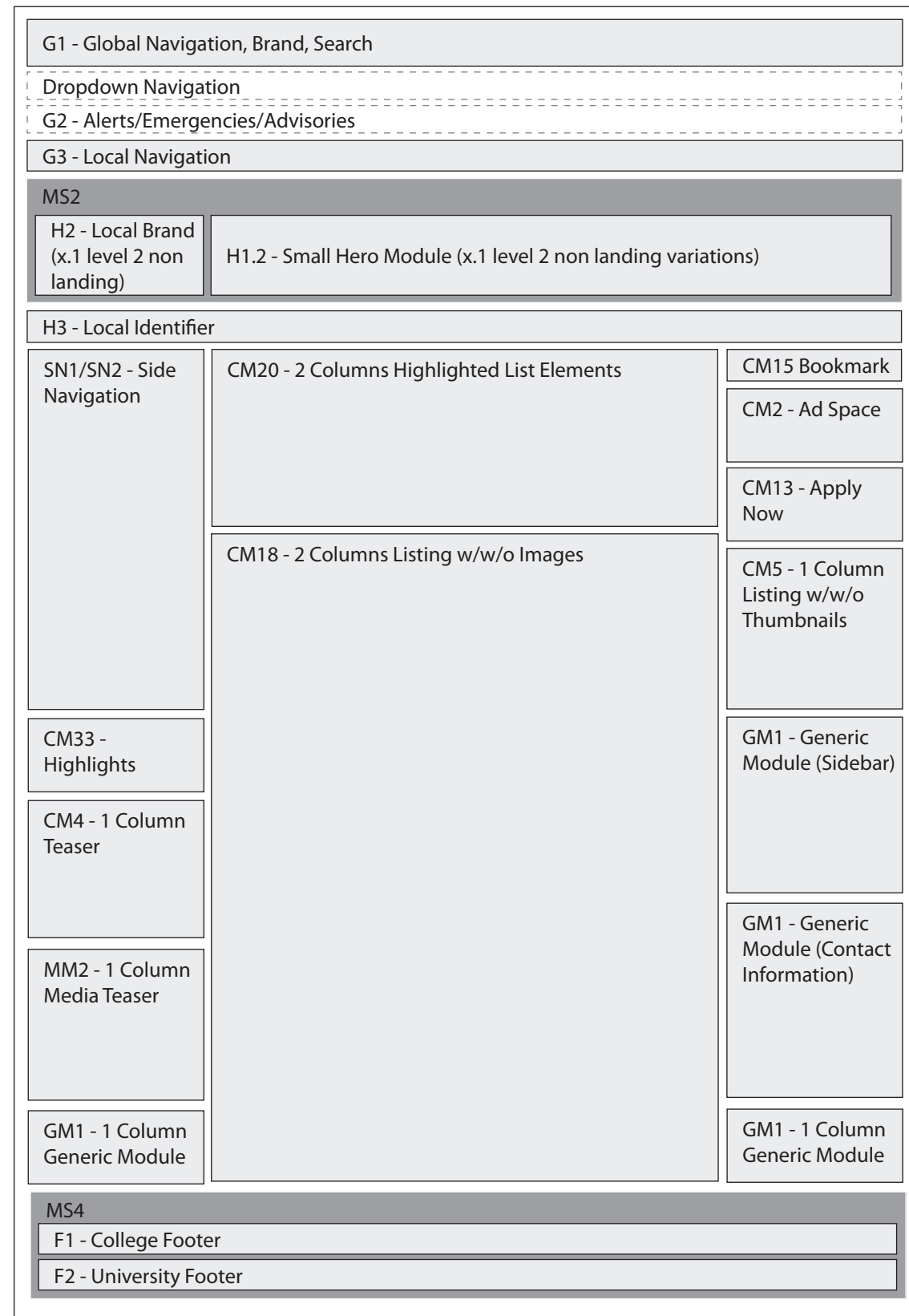
#### Footer

MS4	Global Footer Module Set
F1	College Footer
F2	University Footer



# Template 4 Variations

## Variation 2: Repeating Featured and Listing



Mandatory Page Element  
 Optional/Not Visible Page Element

### Framework Elements

#### Global/Local Header Modules

G1	Global Navigation, Brand and Search
G2	Alerts, Emergencies and Advisories
G3	Local Navigation
MS2	4 Columns Hero Container
H1	Hero Module (x.1 level 2 non landing variations)
H2	Local Brand (x.1 level 2 non landing variations contain only school logo)

#### Left Rail Modules

SN1/ SN2	Side Navigation
CM33	Highlights
CM4	1 Column Carousel Teaser (for June launch, this will be substituted with Rotating Sidebar)
MM2	1 Column Media Teaser (for June launch this will be substituted by generic Sidebar)
GM1	1 Column Generic Sidebar

#### Right Rail Modules

CM15	1 Column Bookmark Link
CM2	Ad Space
CM13	Apply Now (same as CM2)
CM5	1 Column Listing w/w/o Thumbnails
GM1	1 Column Generic Module (Sidebar)
GM1	1 Column Generic Sidebar

#### Main Content Area

CM20	2 Columns Highlighted List Elements
CM18	2 Columns Listing w/w/o Images

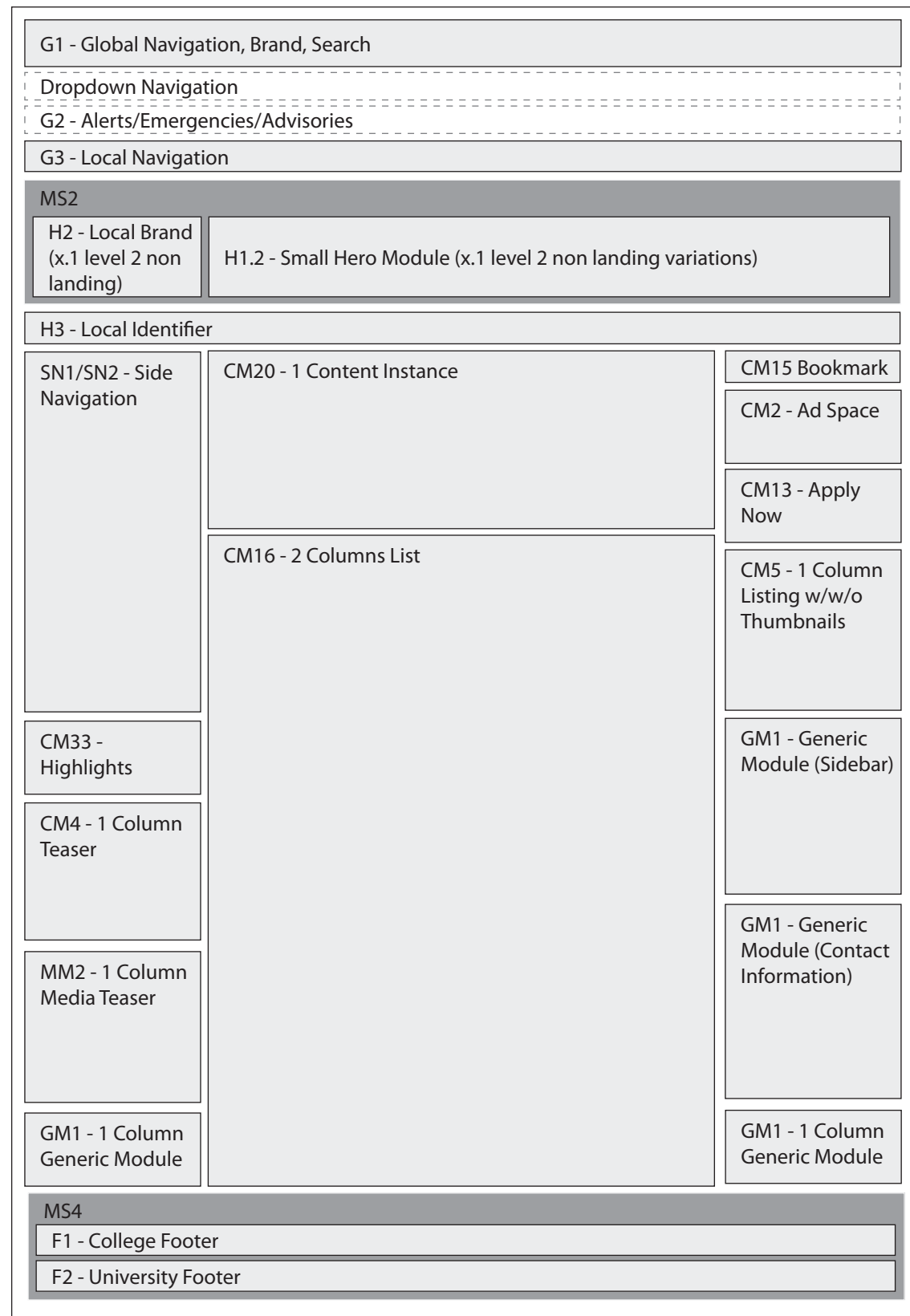
#### Footer

MS4	Global Footer Module Set
F1	College Footer
F2	University Footer



# Template 4 Variations

## Variation 3: Manual List



- Mandatory Page Element
- Optional/Not Visible Page Element

### Framework Elements

#### Global/Local Header Modules

G1	Global Navigation, Brand and Search
G2	Alerts, Emergencies and Advisories
G3	Local Navigation
MS2	4 Columns Hero Container
H1	Hero Module (x.1 level 2 non landing variations)
H2	Local Brand (x.1 level 2 non landing variations contain only school logo)

#### Left Rail Modules

SN1/ SN2	Side Navigation
CM33	Highlights
CM4	1 Column Carousel Teaser (for June launch, this will be substituted with Rotating Sidebar)
MM2	1 Column Media Teaser (for June launch this will be substituted by generic Sidebar)
GM1	1 Column Generic Sidebar

#### Right Rail Modules

CM15	1 Column Bookmark Link
CM2	Ad Space
CM13	Apply Now (same as CM2)
CM5	1 Column Listing w/w/o Thumbnails
GM1	1 Column Generic Module (Sidebar)
GM1	1 Column Generic Sidebar

#### Main Content Area

CM20	2 Columns Highlighted List Elements (1 content instance)
CM16	2 Columns List

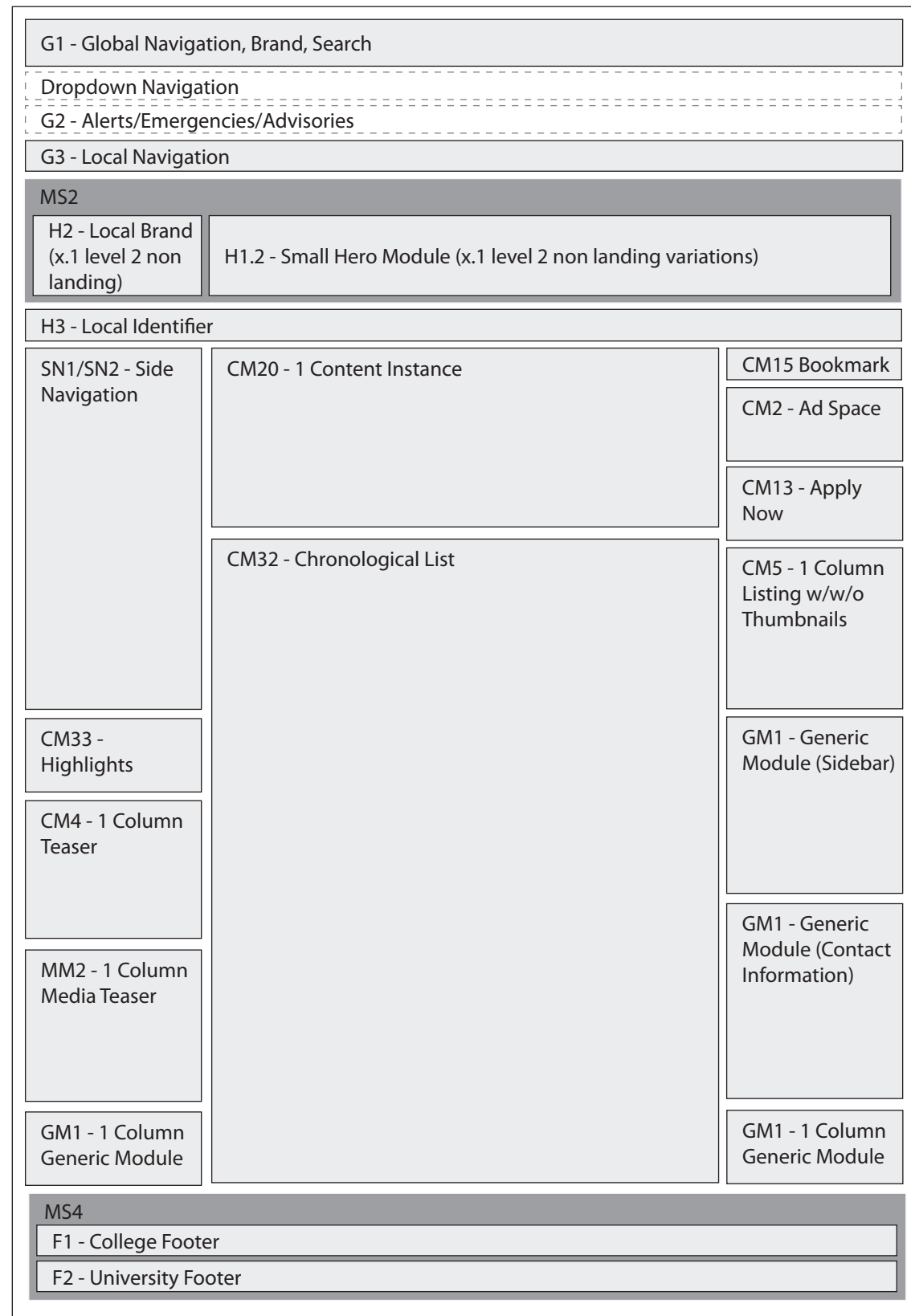
#### Footer

MS4	Global Footer Module Set
F1	College Footer
F2	University Footer



# Template 4 Variations

## Variation 4: Chronological List



- Mandatory Page Element
- Optional/Not Visible Page Element

### Framework Elements

#### Global/Local Header Modules

G1	Global Navigation, Brand and Search
G2	Alerts, Emergencies and Advisories
G3	Local Navigation
MS2	4 Columns Hero Container
H1	Hero Module (x.1 level 2 non landing variations)
H2	Local Brand (x.1 level 2 non landing variations contain only school logo)

#### Left Rail Modules

SN1/SN2	Side Navigation
CM33	Highlights
CM4	1 Column Carousel Teaser (for June launch, this will be substituted with Rotating Sidebar)
MM2	1 Column Media Teaser (for June launch this will be substituted by generic Sidebar)
GM1	1 Column Generic Sidebar

#### Right Rail Modules

CM15	1 Column Bookmark Link
CM2	Ad Space
CM13	Apply Now (same as CM2)
CM5	1 Column Listing w/w/o Thumbnails
GM1	1 Column Generic Module (Sidebar)
GM1	1 Column Generic Sidebar

#### Main Content Area

CM20	2 Columns Highlighted List Elements (1 content instance)
CM32	Chronological List

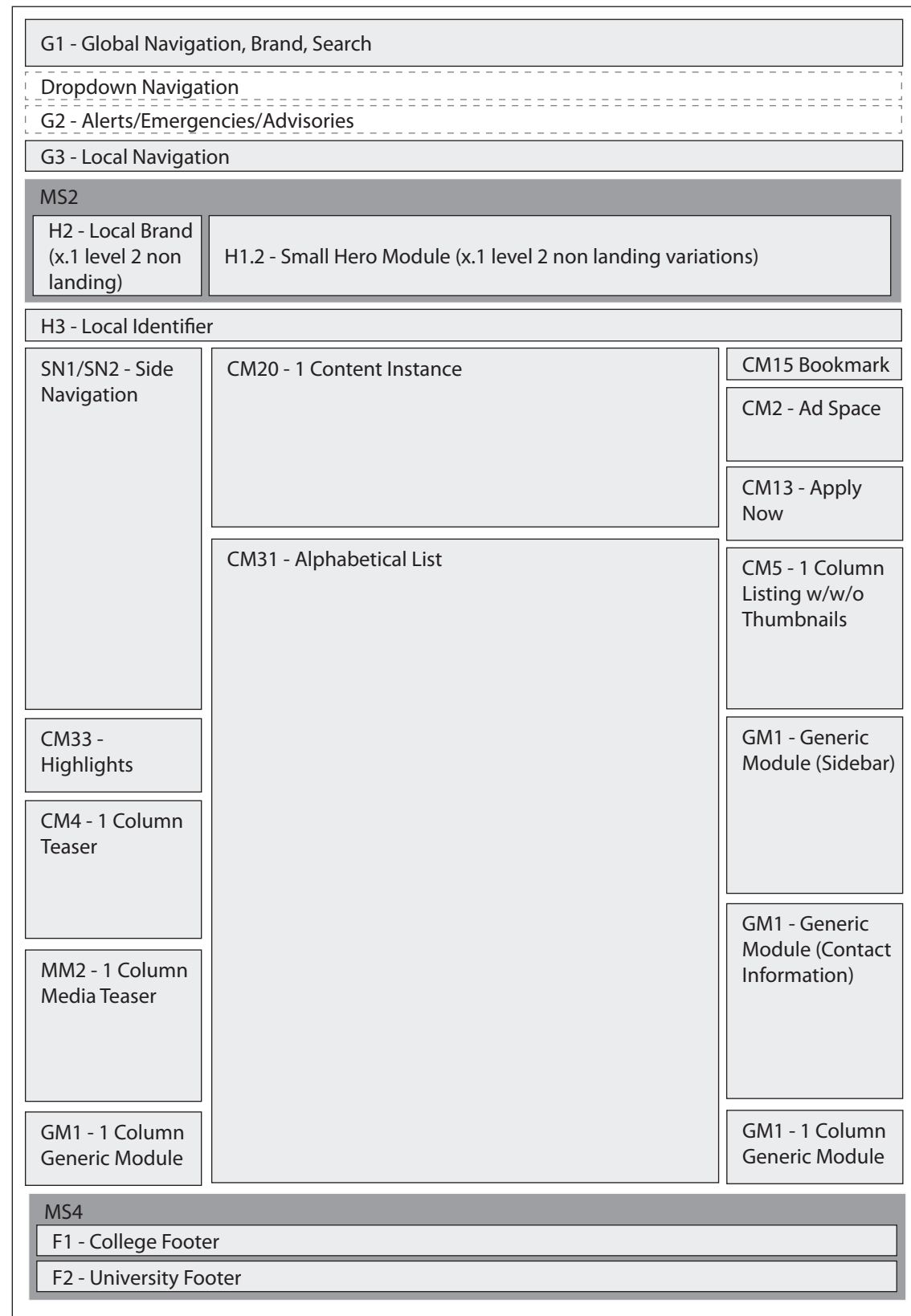
#### Footer

MS4	Global Footer Module Set
F1	College Footer
F2	University Footer



# Template 4 Variations

## Variation 5: Alphabetical List



Mandatory Page Element  
 Optional/Not Visible Page Element

### Framework Elements

#### Global/Local Header Modules

G1	Global Navigation, Brand and Search
G2	Alerts, Emergencies and Advisories
G3	Local Navigation
MS2	4 Columns Hero Container
H1	Hero Module (x.1 level 2 non landing variations)
H2	Local Brand (x.1 level 2 non landing variations contain only school logo)

#### Left Rail Modules

SN1/ SN2	Side Navigation
CM33	Highlights
CM4	1 Column Carousel Teaser (for June launch, this will be substituted with Rotating Sidebar)
MM2	1 Column Media Teaser (for June launch this will be substituted by generic Sidebar)
GM1	1 Column Generic Sidebar

#### Right Rail Modules

CM15	1 Column Bookmark Link
CM2	Ad Space
CM13	Apply Now (same as CM2)
CM5	1 Column Listing w/w/o Thumbnails
GM1	1 Column Generic Module (Sidebar)
GM1	1 Column Generic Sidebar

#### Main Content Area

CM20	2 Columns Highlighted List Elements (1 content instance)
CM31	Alphabetical List

#### Footer

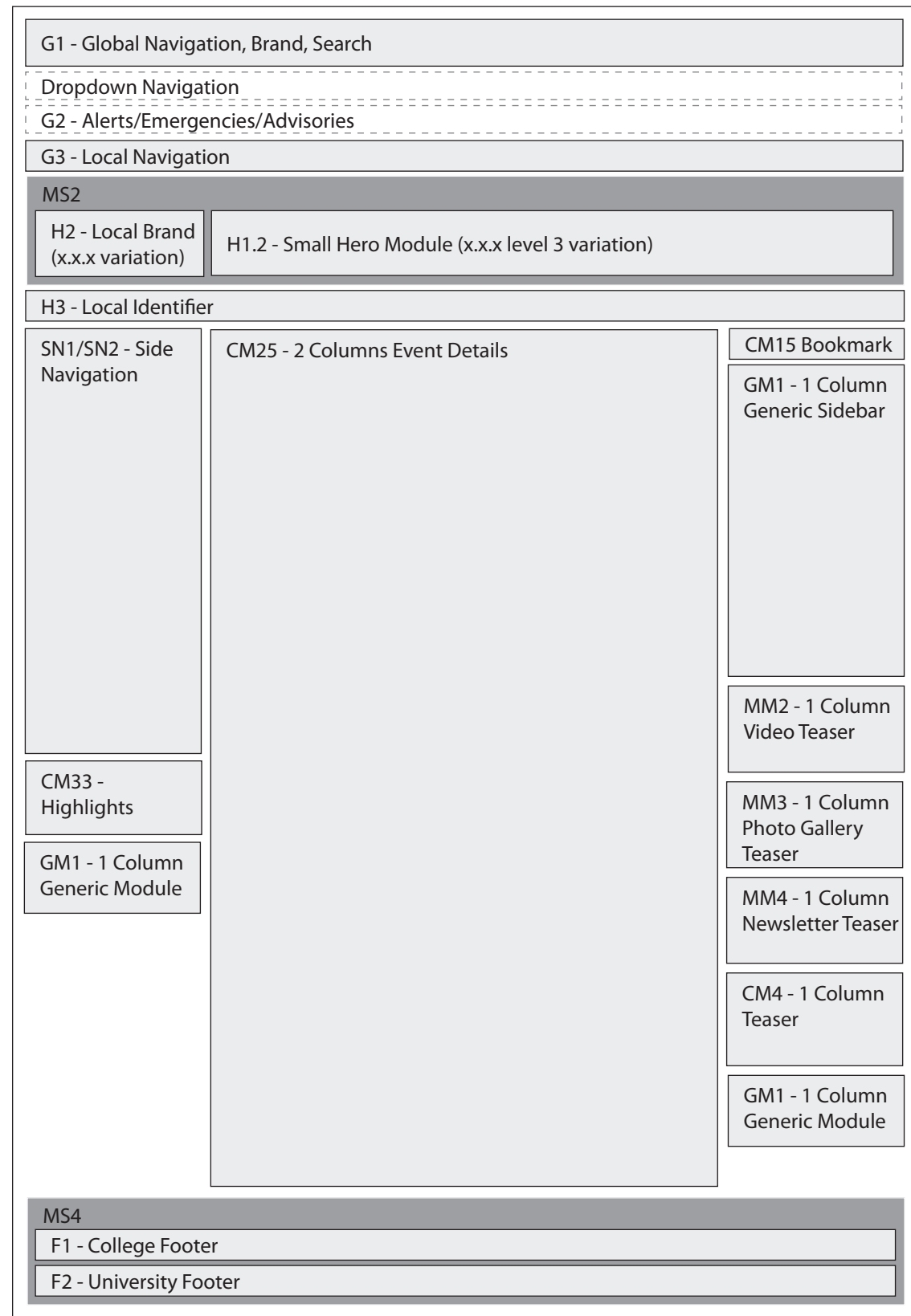
MS4	Global Footer Module Set
F1	College Footer
F2	University Footer





# Template 5 Variations

## Variation 1: Event Details Page



Mandatory Page Element  
 Optional/Not Visible Page Element

### Framework Elements

#### Global/Local Header Modules

G1	Global Navigation, Brand and Search
G2	Alerts, Emergencies and Advisories
G3	Local Navigation
MS2	4 Columns Hero Container
H1	Hero Module (x.x.x level 3 variation)
H2	Local Brand (x.x.x level 3 variations contain only school logo)
H3	Local Identifier

#### Left Rail Modules

SN1/ SN2	Side Navigation
CM33	Highlights
GM1	1 Column Generic Sidebar

#### Right Rail Modules

CM15	1 Column Bookmark Link
GM1	1 Column Generic Module
MM2	1 Column Video Teaser
MM3	1 Column Photo Gallery Teaser
MM4	1 Column Newsletter Teaser
CM4	1 Column Carousel Teaser (for June launch, this will be substituted with Rotating Sidebar)
GM1	1 Column Generic Sidebar

#### Main Content Area

CM25	2 Columns Event Details
------	-------------------------

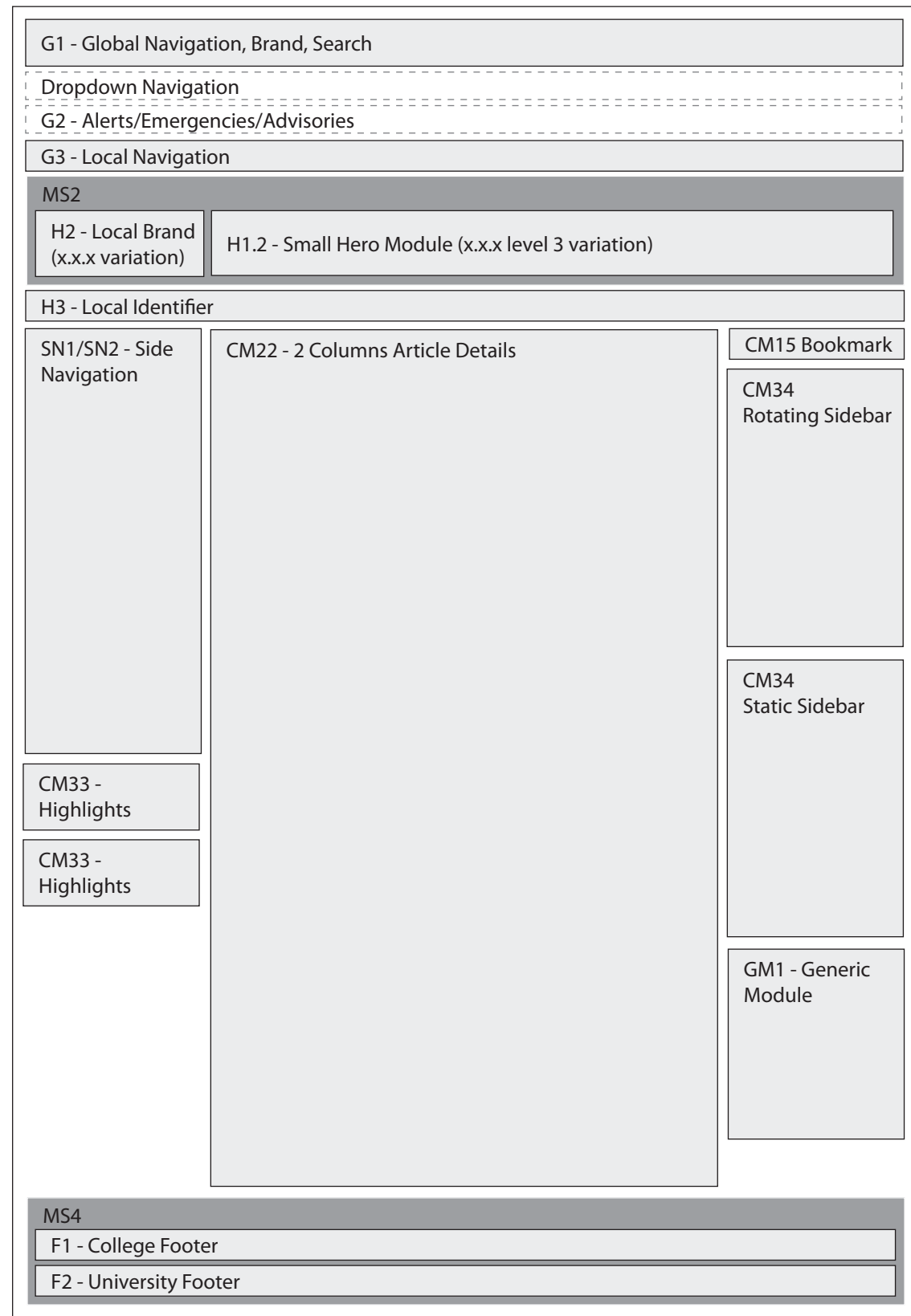
#### Footer

MS4	Global Footer Module Set
F1	College Footer
F2	University Footer



# Template 5 Variations

## Variation 2: Article Page



Mandatory Page Element  
 Optional/Not Visible Page Element

### Framework Elements

#### Global/Local Header Modules

G1	Global Navigation, Brand and Search
G2	Alerts, Emergencies and Advisories
G3	Local Navigation
MS2	4 Columns Hero Container
H1	Hero Module (x.x.x level 3 variation)
H2	Local Brand (x.x.x level 3 variations contain only school logo)
H3	Local Identifier

#### Left Rail Modules

SN1/ SN2	Side Navigation
N/A	Highlights
GM1	1 Column Generic Sidebar

#### Right Rail Modules

CM15	1 Column Bookmark Link
GM1	1 Column Generic Module
CM4	1 Column Carousel Teaser (for June launch, this will be substituted with Rotating Sidebar)
GM1	1 Column Generic Sidebar

#### Main Content Area

CM22	2 Columns Article Details
------	---------------------------

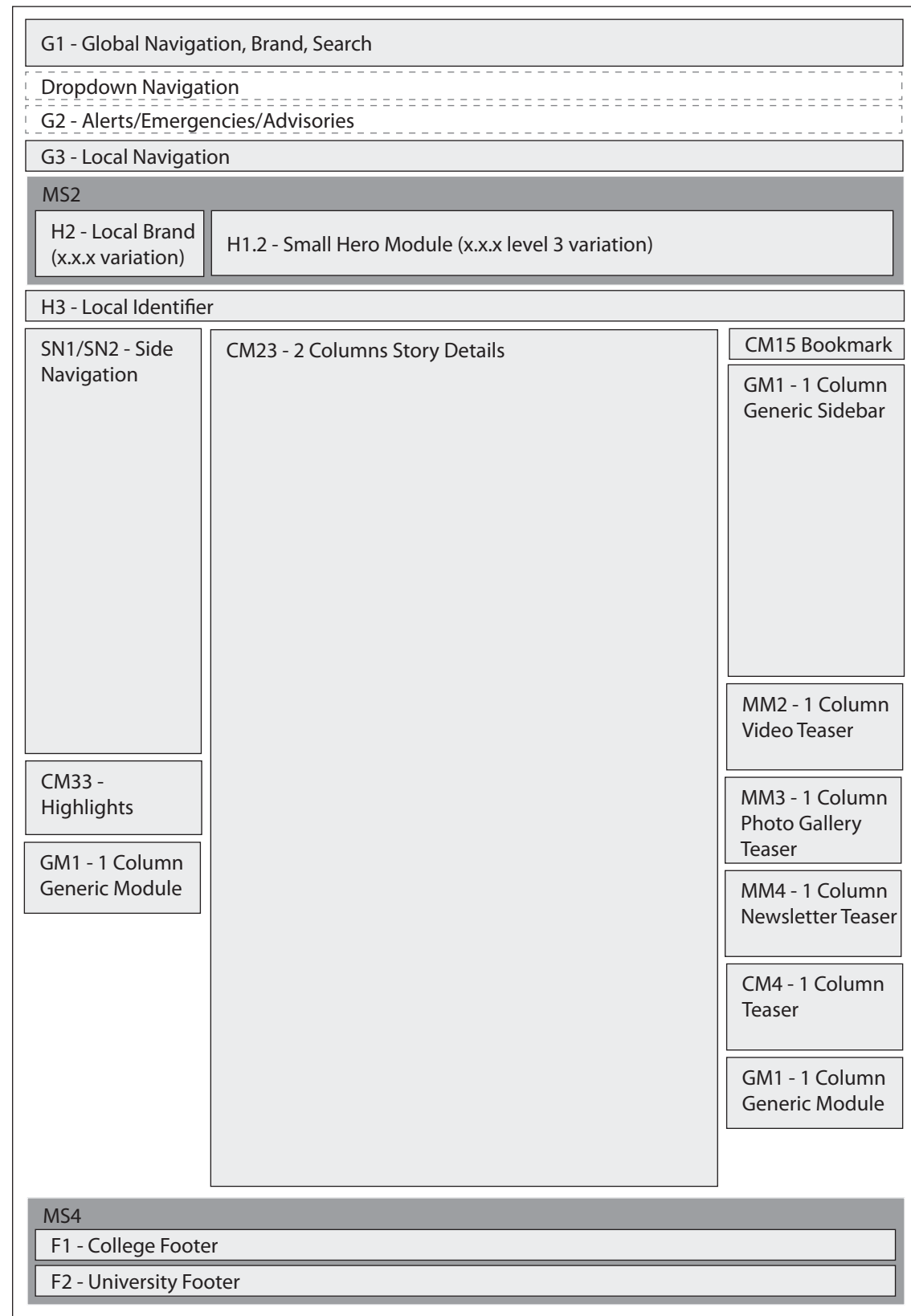
#### Footer

MS4	Global Footer Module Set
F1	College Footer
F2	University Footer



# Template 5 Variations

## Variation 3: Story Page



Mandatory Page Element  
 Optional/Not Visible Page Element

### Framework Elements

#### Global/Local Header Modules

G1	Global Navigation, Brand and Search
G2	Alerts, Emergencies and Advisories
G3	Local Navigation
MS2	4 Columns Hero Container
H1	Hero Module (x.x.x level 3 variation)
H2	Local Brand (x.x.x level 3 variations contain only school logo)
H3	Local Identifier

#### Left Rail Modules

SN1/ SN2	Side Navigation
CM33	Highlights
GM1	1 Column Generic Sidebar

#### Right Rail Modules

CM15	1 Column Bookmark Link
GM1	1 Column Generic Module
MM2	1 Column Video Teaser
MM3	1 Column Photo Gallery Teaser
MM4	1 Column Newsletter Teaser
CM4	1 Column Carousel Teaser (for June launch, this will be substituted with Rotating Sidebar)
GM1	1 Column Generic Sidebar

#### Main Content Area

CM23	2 Columns Story Details
------	-------------------------

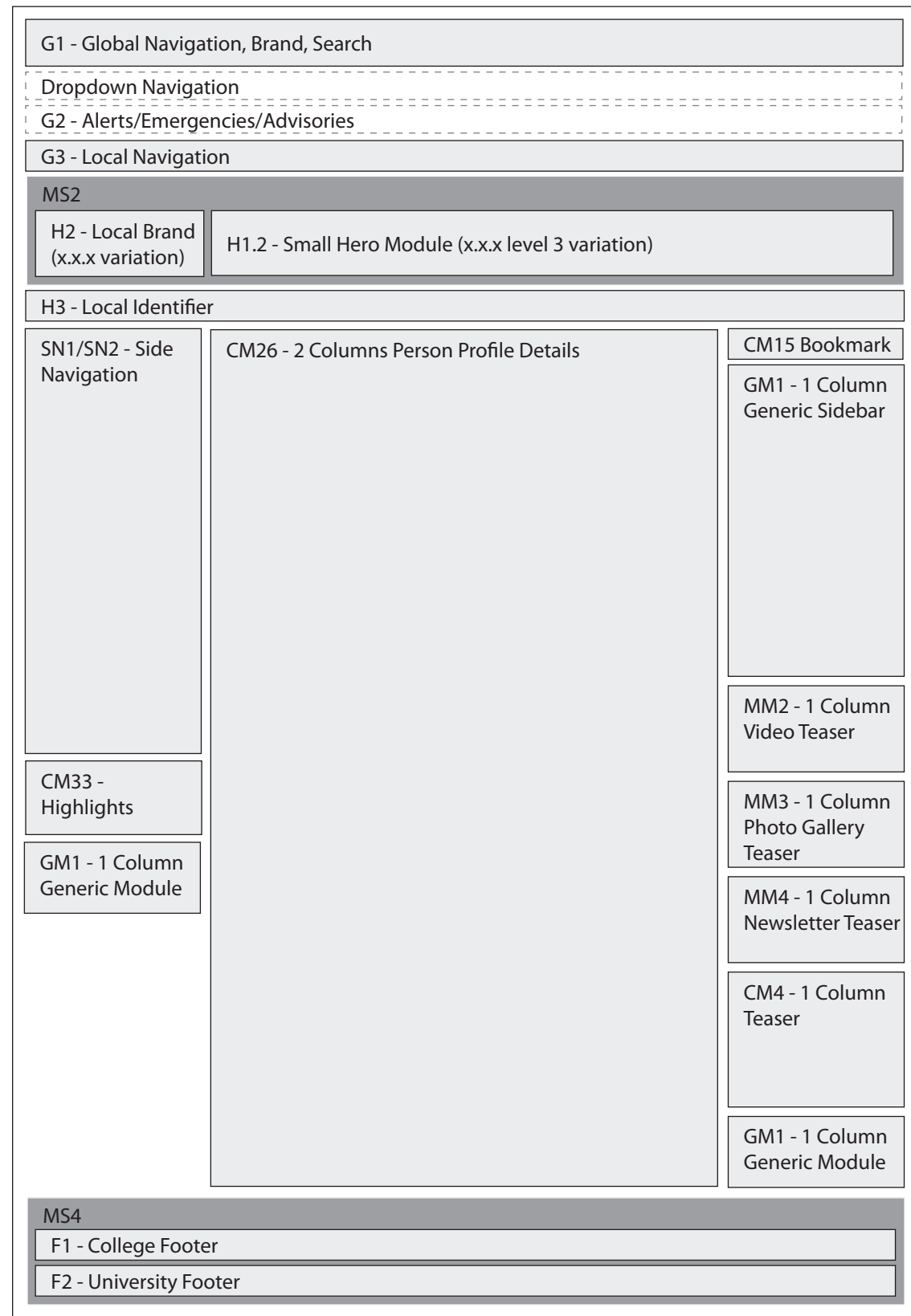
#### Footer

MS4	Global Footer Module Set
F1	College Footer
F2	University Footer



# Template 5 Variations

## Variation 4: Person Profile Page



- Mandatory Page Element
- Optional/Not Visible Page Element

### Framework Elements

#### Global/Local Header Modules

G1	Global Navigation, Brand and Search
G2	Alerts, Emergencies and Advisories
G3	Local Navigation
MS2	4 Columns Hero Container
H1	Hero Module (x.x.x level 3 variation)
H2	Local Brand (x.x.x level 3 variations contain only school logo)
H3	Local Identifier

#### Left Rail Modules

SN1/ SN2	Side Navigation
CM33	Highlights
GM1	1 Column Generic Sidebar

#### Right Rail Modules

CM15	1 Column Bookmark Link
GM1	1 Column Generic Module
MM2	1 Column Video Teaser
MM3	1 Column Photo Gallery Teaser
MM4	1 Column Newsletter Teaser
CM4	1 Column Carousel Teaser (for June launch, this will be substituted with Rotating Sidebar)
GM1	1 Column Generic Sidebar

#### Main Content Area

CM26	2 Columns Person Profile Details
------	----------------------------------

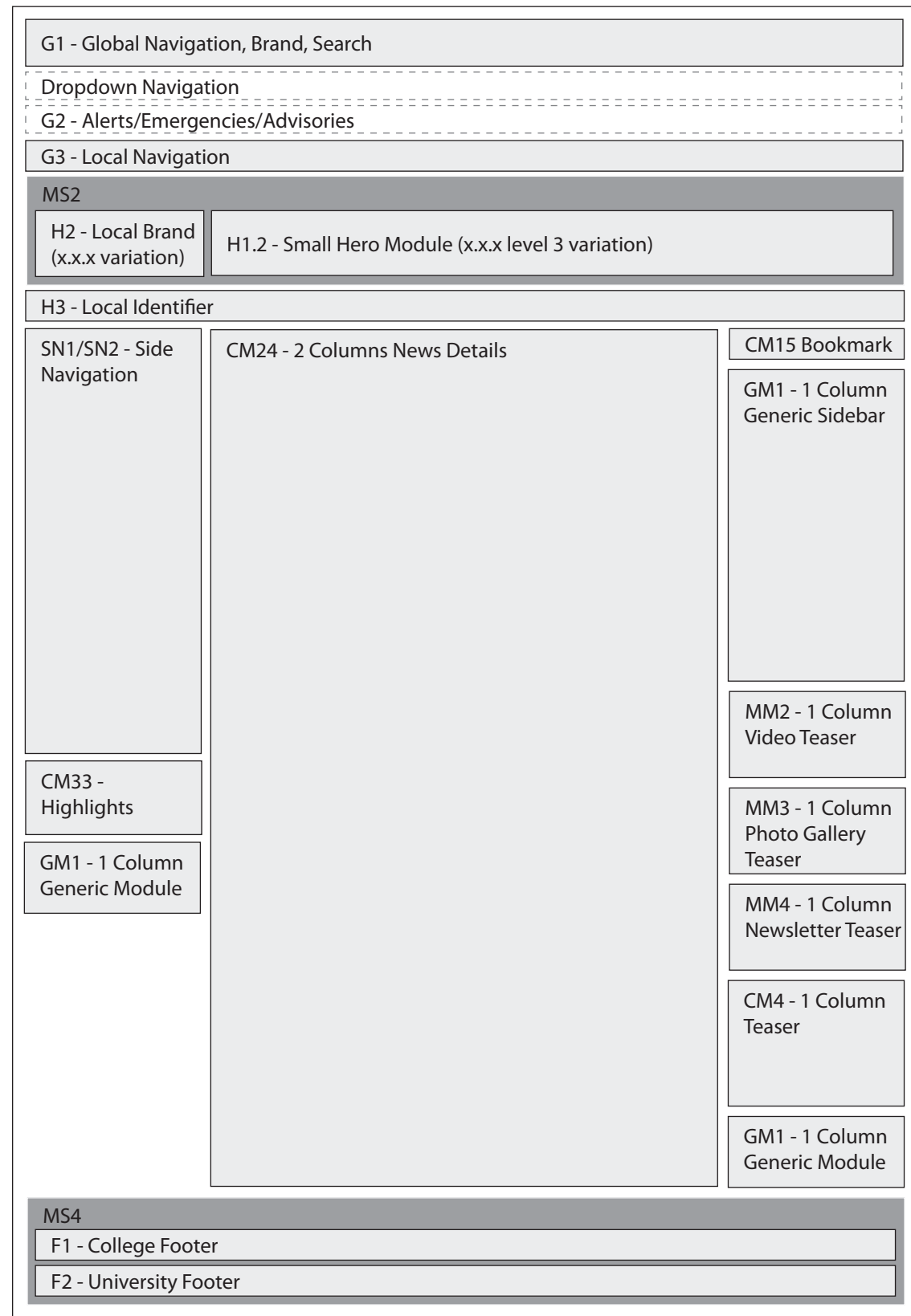
#### Footer

MS4	Global Footer Module Set
F1	College Footer
F2	University Footer



# Template 5 Variations

## Variation 5: News Details Page



Mandatory Page Element  
 Optional/Not Visible Page Element

### Framework Elements

#### Global/Local Header Modules

G1	Global Navigation, Brand and Search
G2	Alerts, Emergencies and Advisories
G3	Local Navigation
MS2	4 Columns Hero Container
H1	Hero Module (x.x.x level 3 variation)
H2	Local Brand (x.x.x level 3 variations contain only school logo)
H3	Local Identifier

#### Left Rail Modules

SN1/ SN2	Side Navigation
CM33	Highlights
GM1	1 Column Generic Sidebar

#### Right Rail Modules

CM15	1 Column Bookmark Link
GM1	1 Column Generic Module
MM2	1 Column Video Teaser
MM3	1 Column Photo Gallery Teaser
MM4	1 Column Newsletter Teaser
CM4	1 Column Carousel Teaser (for June launch, this will be substituted with Rotating Sidebar)
GM1	1 Column Generic Sidebar

#### Main Content Area

CM24	2 Columns News Details
------	------------------------

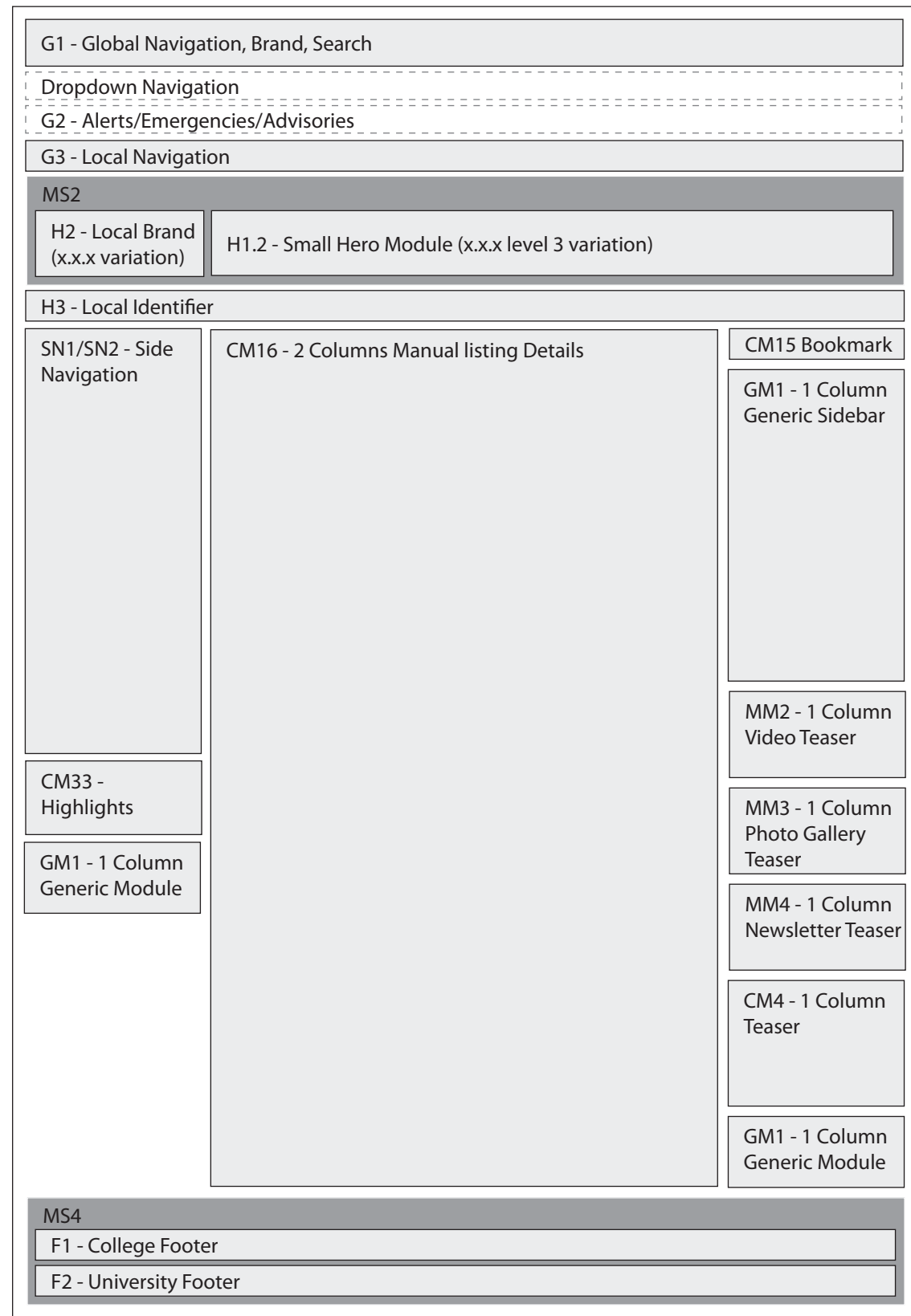
#### Footer

MS4	Global Footer Module Set
F1	College Footer
F2	University Footer



# Template 5 Variations

## Variation 6: Manual Listing Page



Mandatory Page Element  
 Optional/Not Visible Page Element

### Framework Elements

#### Global/Local Header Modules

G1	Global Navigation, Brand and Search
G2	Alerts, Emergencies and Advisories
G3	Local Navigation
MS2	4 Columns Hero Container
H1	Hero Module (x.x.x level 3 variation)
H2	Local Brand (x.x.x level 3 variations contain only school logo)
H3	Local Identifier

#### Left Rail Modules

SN1/ SN2	Side Navigation
N/A	Highlights
GM1	1 Column Generic Sidebar

#### Right Rail Modules

CM15	1 Column Bookmark Link
GM1	1 Column Generic Module
MM2	1 Column Video Teaser
MM3	1 Column Photo Gallery Teaser
MM4	1 Column Newsletter Teaser
CM4	1 Column Carousel Teaser (for June launch, this will be substituted with Rotating Sidebar)
GM1	1 Column Generic Sidebar

#### Main Content Area

CM16	2 Columns Manual Listing Details
------	----------------------------------

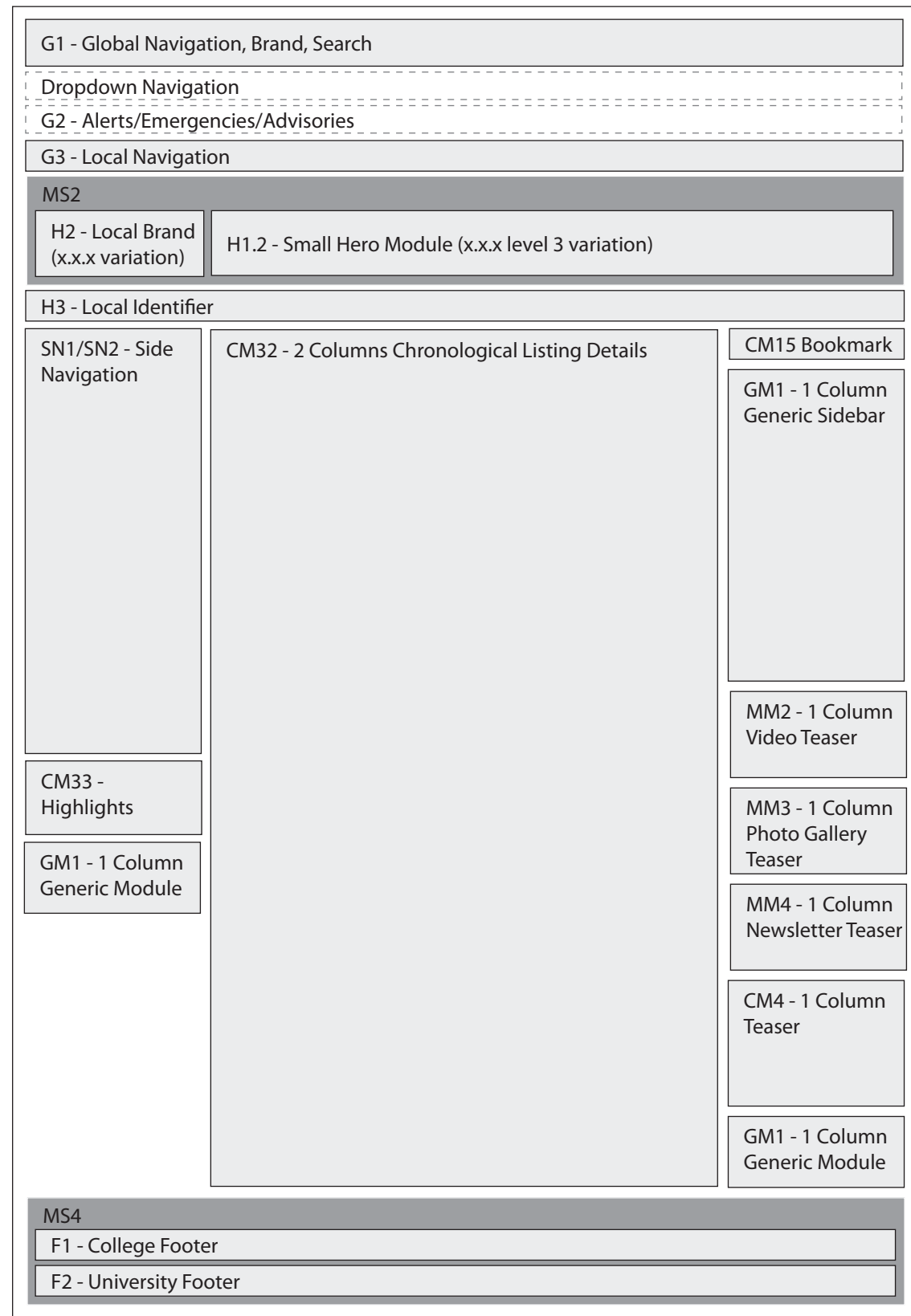
#### Footer

MS4	Global Footer Module Set
F1	College Footer
F2	University Footer



# Template 5 Variations

## Variation 7: Chronological Listing Page



Mandatory Page Element  
 Optional/Not Visible Page Element

### Framework Elements

#### Global/Local Header Modules

G1	Global Navigation, Brand and Search
G2	Alerts, Emergencies and Advisories
G3	Local Navigation
MS2	4 Columns Hero Container
H1	Hero Module (x.x.x level 3 variation)
H2	Local Brand (x.x.x level 3 variations contain only school logo)
H3	Local Identifier

#### Left Rail Modules

SN1/ SN2	Side Navigation
CM33	Highlights
GM1	1 Column Generic Sidebar

#### Right Rail Modules

CM15	1 Column Bookmark Link
GM1	1 Column Generic Module
MM2	1 Column Video Teaser
MM3	1 Column Photo Gallery Teaser
MM4	1 Column Newsletter Teaser
CM4	1 Column Carousel Teaser (for June launch, this will be substituted with Rotating Sidebar)
GM1	1 Column Generic Sidebar

#### Main Content Area

CM32	2 Columns Chronological Listing Details
------	---

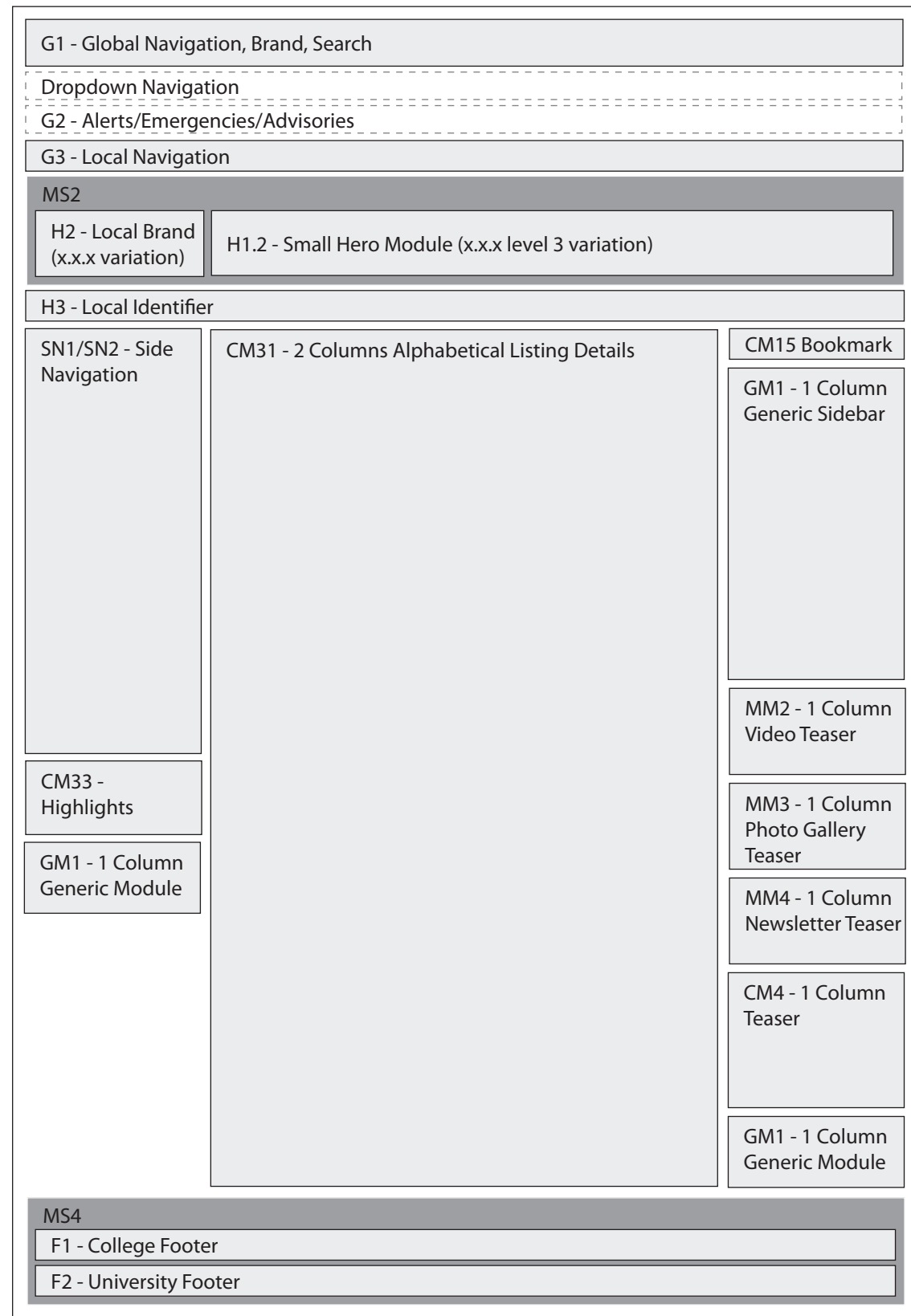
#### Footer

MS4	Global Footer Module Set
F1	College Footer
F2	University Footer



# Template 5 Variations

## Variation 8: Alphabetical Listing Page



Mandatory Page Element  
 Optional/Not Visible Page Element

### Framework Elements

#### Global/Local Header Modules

G1	Global Navigation, Brand and Search
G2	Alerts, Emergencies and Advisories
G3	Local Navigation
MS2	4 Columns Hero Container
H1	Hero Module (x.x.x level 3 variation)
H2	Local Brand (x.x.x level 3 variations contain only school logo)
H3	Local Identifier

#### Left Rail Modules

SN1/ SN2	Side Navigation
N/A	Highlights
GM1	1 Column Generic Sidebar

#### Right Rail Modules

CM15	1 Column Bookmark Link
GM1	1 Column Generic Module
MM2	1 Column Video Teaser
MM3	1 Column Photo Gallery Teaser
MM4	1 Column Newsletter Teaser
CM4	1 Column Carousel Teaser (for June launch, this will be substituted with Rotating Sidebar)
GM1	1 Column Generic Sidebar

#### Main Content Area

CM31	2 Columns Alphabetical Listing Details
------	--

#### Footer

MS4	Global Footer Module Set
F1	College Footer
F2	University Footer





# Appendix B: College Footer Links



# GW Schools Footer Links

College	Footer Link Name	URL	Comments
<b>CCAS</b>			
	TBD	TBD	TBD
<b>ESIA</b>			
	Home	<a href="http://www.gwu.edu/~elliott/">http://www.gwu.edu/~elliott/</a>	Default
	Maps & Directions	<a href="http://www.gwu.edu/~elliott/contact.cfm">http://www.gwu.edu/~elliott/contact.cfm</a>	
	Directory	<a href="http://www.gwu.edu/~elliott/about/directory.cfm">http://www.gwu.edu/~elliott/about/directory.cfm</a>	
	Subscribe	<a href="https://app.e2ma.net/app/view:Join/signupId:36914">https://app.e2ma.net/app/view:Join/signupId:36914</a>	
	Twitter	<a href="http://twitter.com/elliottschoolgw/">http://twitter.com/elliottschoolgw/</a>	Social Media Link
	Facebook	<a href="http://www.facebook.com/pages/Washington-DC/Elliott-School-of-International-Affairs/46600834204">http://www.facebook.com/pages/Washington-DC/Elliott-School-of-International-Affairs/46600834204</a>	Social Media Link
	Flickr	<a href="http://www.flickr.com/photos/elliottschool/">http://www.flickr.com/photos/elliottschool/</a>	Social Media Link
<b>CPS</b>			
	Home		Default
	Maps & Directions		CPS will have to change url as content currently resides on GW NearYou
	Web site comments	<a href="http://www.gwu.edu/contact.cfm">http://www.gwu.edu/contact.cfm</a>	This will go to a form page on External Relations that Lisa Seaman will review and forward
	Site Map	<a href="http://cps.gwu.edu/sitemap.html">http://cps.gwu.edu/sitemap.html</a>	
	Directory	<a href="http://cps.gwu.edu/team.html">http://cps.gwu.edu/team.html</a>	
	Facebook		Social Media Link
	Twitter		Social Media Link

Table Continue on Next Page...



## GW Schools Footer Links (Cont...)

College	Footer Link Name	URL	Comments
<b>GSEHD</b>			
	Home		Default
	Maps & Directions		We need to create this page. Currently, we just have a link to Google Maps from our "Contact us" page.
	Web site comments	<a href="http://www.gwu.edu/contact.cfm">http://www.gwu.edu/contact.cfm</a>	This will go to a form page on External Relations that Lisa Seaman will review and forward
	Site Map	<a href="http://gsehd.gwu.edu/site+map">http://gsehd.gwu.edu/site+map</a>	
	Contact Us	<a href="http://gsehd.gwu.edu/index.php?c=828&amp;kat=Contact+Us">http://gsehd.gwu.edu/index.php?c=828&amp;kat=Contact+Us</a>	
	FAQ	<a href="http://gsehd.gwu.edu/index.php?c=482&amp;kat=Frequently+Asked+Questions">http://gsehd.gwu.edu/index.php?c=482&amp;kat=Frequently+Asked+Questions</a>	
	Facebook	<a href="http://facebook.com/gsehd">http://facebook.com/gsehd</a>	Social Media Link
	Twitter	<a href="http://twitter.com/gwgsehd">http://twitter.com/gwgsehd</a>	Social Media Link
	LinkedIn	<a href="http://www.linkedin.com/groups?home=&amp;gid=94613&amp;trk=anet_ug_hm&amp;goback=.anh_94613">http://www.linkedin.com/groups?home=&amp;gid=94613&amp;trk=anet_ug_hm&amp;goback=.anh_94613</a>	Social Media Link
<b>LAW</b>			"The George Washington University Law School 2000 H Street, NW Washington, DC 20052 Phone: (202) 994-6261 Fax: (202) 994-8980
	Home	<a href="http://www.law.gwu.edu">www.law.gwu.edu</a>	TBD
	Maps & Directions	<a href="http://www.law.gwu.edu/School/Pages/Location.aspx">http://www.law.gwu.edu/School/Pages/Location.aspx</a>	
	Site Map	<a href="http://www.law.gwu.edu/Search/SiteIndex.aspx">http://www.law.gwu.edu/Search/SiteIndex.aspx</a>	
	Directory	<a href="http://www.law.gwu.edu/School/Pages/Contact.aspx">http://www.law.gwu.edu/School/Pages/Contact.aspx</a>	
	FAQ	<a href="http://www.law.gwu.edu/Admissions/JD/Pages/FAQ.aspx">http://www.law.gwu.edu/Admissions/JD/Pages/FAQ.aspx</a>	
	Facebook	<a href="http://www.facebook.com/gwlawdc?v=wall">http://www.facebook.com/gwlawdc?v=wall</a>	
	Dean's Blog	<a href="http://20thandh.org/">http://20thandh.org/</a>	Wordpress
	LinkedIn	<a href="http://www.linkedin.com/groups?gid=128582">http://www.linkedin.com/groups?gid=128582</a>	Social Media Link
	Twitter	<a href="http://twitter.com/Gwtweets">http://twitter.com/Gwtweets</a>	Social Media Link

Table Continue on Next Page...



## GW Schools Footer Links (Cont...)

College	Footer Link Name	URL	Comments
<b>SB</b>			
	Home	<a href="http://business.gwu.edu/">http://business.gwu.edu/</a>	
	DC Highlights Map	<a href="http://map.mapnetwork.com/destination/dc/">http://map.mapnetwork.com/destination/dc/</a>	
	Website Comments	<a href="http://www.gwu.edu/contact.cfm">http://www.gwu.edu/contact.cfm</a>	
	Directory	<a href="http://business.gwu.edu/contact.cfm">http://business.gwu.edu/contact.cfm</a>	
	RSS	<a href="feed://feeds.delicious.com/rss/gwbusiness">feed://feeds.delicious.com/rss/gwbusiness</a>	Social Media Link
	Twitter	<a href="http://twitter.com/gwbusiness">http://twitter.com/gwbusiness</a>	Social Media Link
	Facebook	<a href="http://www.facebook.com/pages/The-George-Washington-University-School-of-Business/53965026523?ref=ts">http://www.facebook.com/pages/The-George-Washington-University-School-of-Business/53965026523?ref=ts</a>	Social Media Link
	LinkedIn	<a href="http://www.linkedin.com/groups?gid=1602">http://www.linkedin.com/groups?gid=1602</a>	Social Media Link
	YouTube	<a href="http://www.youtube.com/user/gwsbcomm">http://www.youtube.com/user/gwsbcomm</a>	Social Media Link
	Newsletter	<a href="http://business.gwu.edu/news/subscribe.cfm">http://business.gwu.edu/news/subscribe.cfm</a>	
<b>SEAS</b>			
	Home	<a href="http://www.law.gwu.edu">www.law.gwu.edu</a>	Default
	Maps & Directions	<a href="http://www.law.gwu.edu/School/Pages/Location.aspx">http://www.law.gwu.edu/School/Pages/Location.aspx</a>	
	Web site comments	<a href="http://www.law.gwu.edu/Search/SiteIndex.aspx">http://www.law.gwu.edu/Search/SiteIndex.aspx</a>	This will go to a form page on External Relations that Lisa Seaman will review and forward
	Site Map	<a href="http://www.law.gwu.edu/School/Pages/Contact.aspx">http://www.law.gwu.edu/School/Pages/Contact.aspx</a>	
	Directory	<a href="http://www.law.gwu.edu/Admissions/JD/Pages/FAQ.aspx">http://www.law.gwu.edu/Admissions/JD/Pages/FAQ.aspx</a>	
	FAQ	<a href="http://www.facebook.com/gwlawdc?v=wall">http://www.facebook.com/gwlawdc?v=wall</a>	This will likely change to another as we eventually create a true FAQ page

Table Continue on Next Page...



## GW Schools Footer Links (Cont...)

College	Footer Link Name	URL	Comments
<b>Medical Center</b>			
	Home		Default
	Map & Directions		Will need new page in Vignette (Same page for Med Center, SMHS and SPHHS)
	Web site comments	<a href="http://www.gwu.edu/contact.cfm">http://www.gwu.edu/contact.cfm</a>	This will go to a form page on External Relations that Lisa Seaman will review and forward
	Site Map		Will need new page in Vignette (Different for each site)
	FAQ		Will need new page in Vignette (Different for each site)
	Media Inquiries		Will need new page in Vignette (Same page for Med Center, SMHS and SPHHS)
	Privacy/Legal		Will need new page in Vignette (Same page for Med Center, SMHS and SPHHS)
	Facebook	<a href="http://www.facebook.com/pages/Washington-DC/The-George-Washington-University-Medical-Center/48251004996">http://www.facebook.com/pages/Washington-DC/The-George-Washington-University-Medical-Center/48251004996</a>	Social Media Link
	Twitter	<a href="http://twitter.com/GWMedicalCenter">http://twitter.com/GWMedicalCenter</a>	Social Media Link
<b>SMHS</b>			
	Home		Default
	Map & Directions		Will need new page in Vignette (Same page for Med Center, SMHS and SPHHS)
	Web site comments	<a href="http://www.gwu.edu/contact.cfm">http://www.gwu.edu/contact.cfm</a>	This will go to a form page on External Relations that Lisa Seaman will review and forward
	Site Map		Will need new page in Vignette (Different for each site)
	FAQ		Will need new page in Vignette (Different for each site)
	Media Inquiries		Will need new page in Vignette (Same page for Med Center, SMHS and SPHHS)
	Privacy/Legal		Will need new page in Vignette (Same page for Med Center, SMHS and SPHHS)
	Facebook	<a href="http://www.facebook.com/pages/Washington-DC/The-George-Washington-University-Medical-Center/48251004996">http://www.facebook.com/pages/Washington-DC/The-George-Washington-University-Medical-Center/48251004996</a>	Social Media Link
	Twitter	<a href="http://twitter.com/GWMedicalCenter">http://twitter.com/GWMedicalCenter</a>	Social Media Link

Table Continue on Next Page...



## GW Schools Footer Links (Cont...)

College	Footer Link Name	URL	Comments
<b>SPHHS</b>			
	Home		Default
	Map & Directions		Will need new page in Vignette (Same page for Med Center, SMHS and SPHHS)
	Web site comments	<a href="http://www.gwu.edu/contact.cfm">http://www.gwu.edu/contact.cfm</a>	This will go to a form page on External Relations that Lisa Seaman will review and forward
	Site Map		Will need new page in Vignette (Different for each site)
	FAQ		Will need new page in Vignette (Different for each site)
	Media Inquiries		Will need new page in Vignette (Same page for Med Center, SMHS and SPHHS)
	Privacy/Legal		Will need new page in Vignette (Same page for Med Center, SMHS and SPHHS)
	Facebook	<a href="http://www.facebook.com/pages/edit/?id=116178218397310#!/pages/Washington-DC/GW-School-of-Public-Health-Health-Services/116178218397310">http://www.facebook.com/pages/edit/?id=116178218397310#!/pages/Washington-DC/GW-School-of-Public-Health-Health-Services/116178218397310</a>	Social Media Link



[end of document]

